



GENERAL CRYSTAL SPECIFICATION : C8

Frequency Range	:	4.000 000 to 50.000 000 MHz.		40.000 000 to 80.000 000 MHz.
Operating Mode	:	Fundamental, AT-Cut.		3 rd Overtone, AT-Cut.
Frequency Tolerances				
Calibration at + 25.0 °C (Maximum)	:	± 10.0 ppm, ± 30.0 ppm, ± 50.0 ppm.		
Over Temperature Range (Maximum)	:	± 10.0 ppm, ± 30.0 ppm, ± 50.0 ppm.		
Aging (Maximum per year at + 25.0 °C)	:	± 5.0 ppm.		
Temperature Range				
Operating	:	- 20 to + 70 °C (- 40 to + 85 °C option).		
Storage	:	- 40 to + 85 °C.		
Motional Parameters				
Load Capacitance (CL)	:	10.0 pF to Series.		
ESR (Maximum)				
4.000 000 to 7.199 999 MHz	:	300 Ω.		
7.200 000 to 9.999 999 MHz	:	200 Ω.		
10.000 000 to 10.999 999 MHz	:	100 Ω.		
11.000 000 to 11.999 999 MHz	:	80 Ω.		
12.000 000 to 50.000 000 MHz	:	50 Ω.		
40.000 000 to 80.000 000 MHz	:			70 Ω.
Shunt Capacitance (C0) (Maximum)	:	7.0 pF.		
Drive Level (Maximum)	:	300.0 μW (100.0 μW Typical, 10.0 μW Minimum).		
Insulation Resistance	:	500 MΩ Minimum at 100 V _{DC} .		
Package Style	:	8.00 x 4.50 x 1.60 mm.		
Marking				
Line 1	:	PDI		
Line 2	:	Spec. code		

Notes

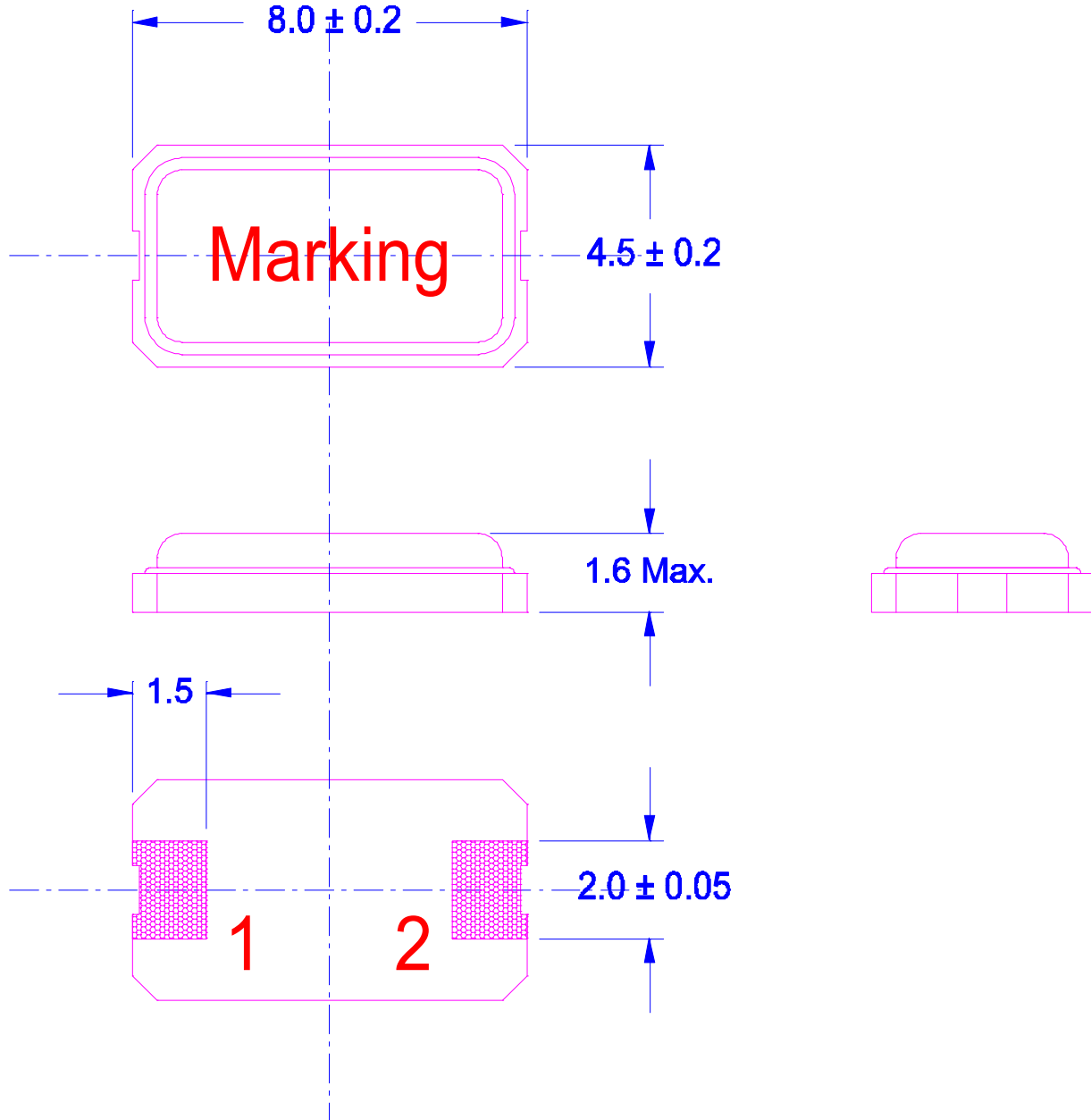
Terminals are Au.
All product is supplied RoHS compliant.
Product can be supplied on Tape and Reel, on reels of 1,000 units.
Not all Frequency / Temperature combinations are available.
Specifications subject to change without notice.



GENERAL CRYSTAL SPECIFICATION : C8



Package Drawing



Pin Connections

- 1 Xtal
- 2 Xtal

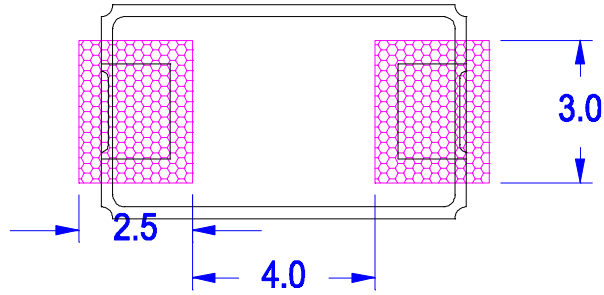
All Dimensions and Tolerances are in mm



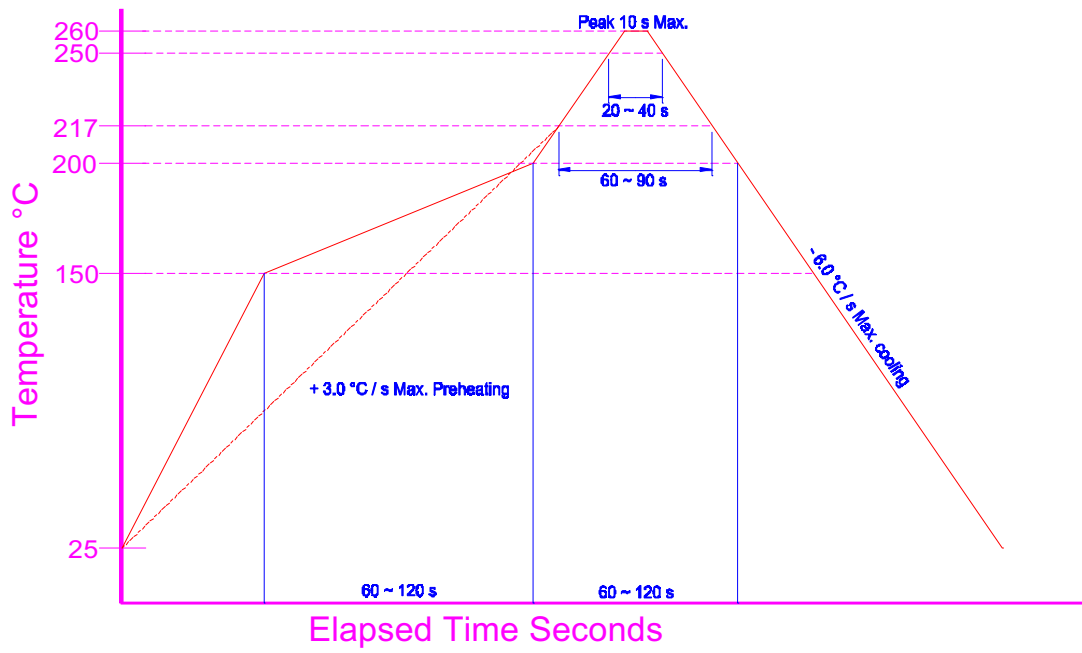
GENERAL CRYSTAL SPECIFICATION : C8



Solder Pattern (Reference purposes only)



Reflow Solder Profile

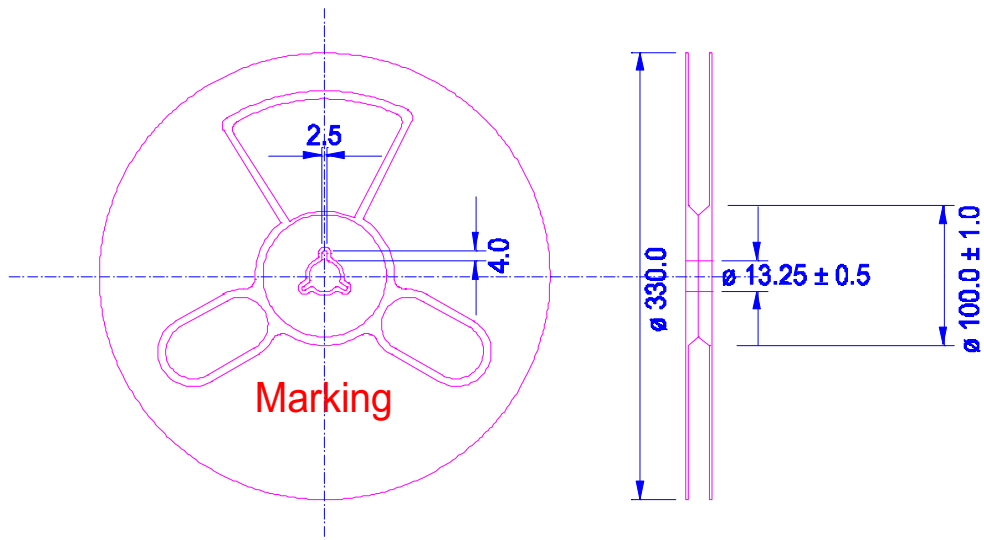
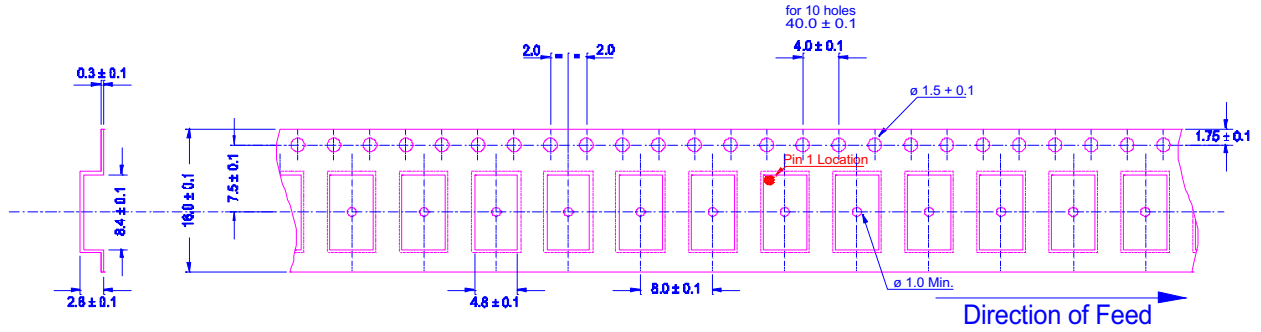




GENERAL CRYSTAL SPECIFICATION : C8



Tape & Reel Dimensions



Empty Pockets

- Trailing end (Minimum) : 200 mm.
- Leading end (Minimum) : 400 mm.