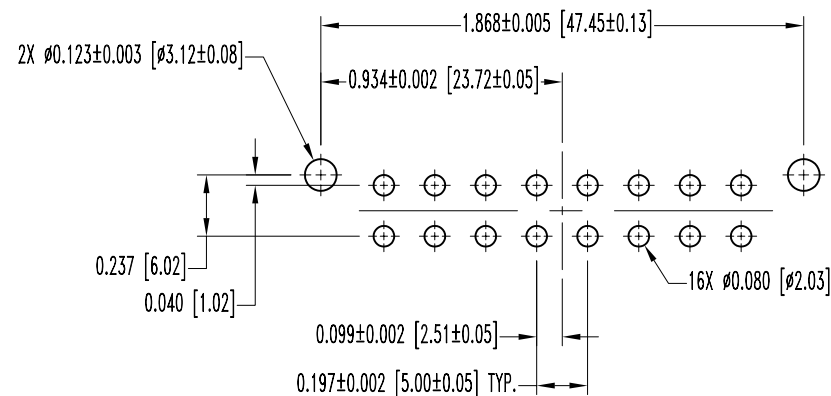
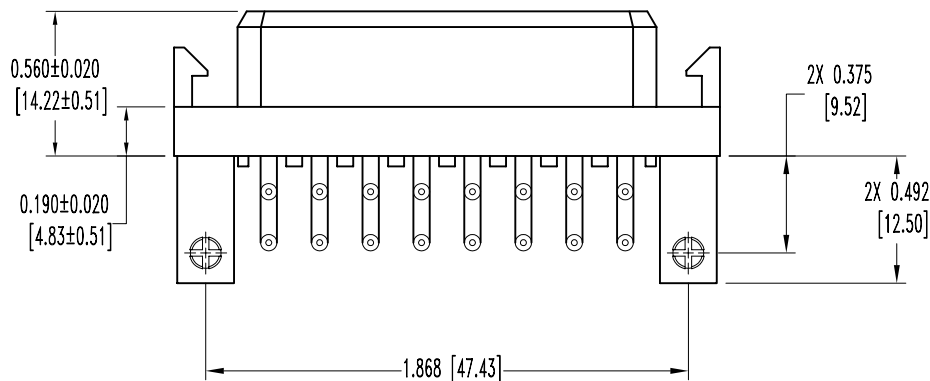
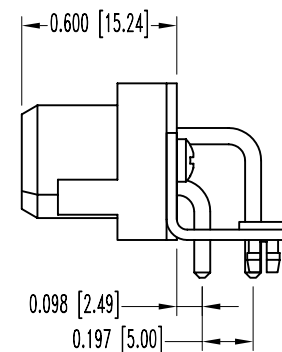
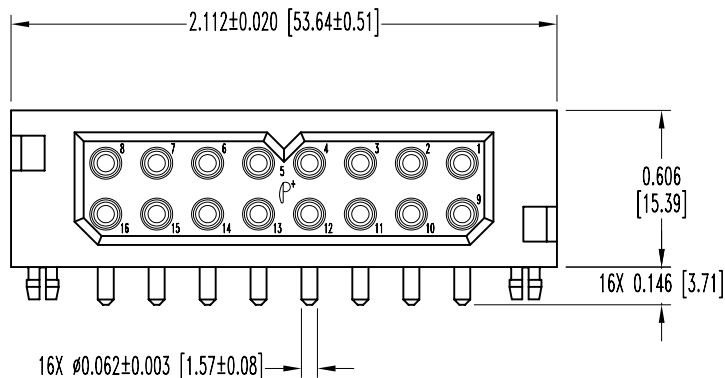


POSITRONIC INDUSTRIES BELIEVES THE DATA ON THIS DRAWING TO BE RELIABLE. SINCE THE TECHNICAL INFORMATION IS GIVEN FREE OF CHARGE, THE USER EMPLOYS SUCH INFORMATION AT HIS OWN DISCRETION AND RISK. POSITRONIC INDUSTRIES ASSUMES NO RESPONSIBILITY FOR RESULTS OBTAINED OR DAMAGES INCURRED FROM USE OF SUCH INFORMATION IN WHOLE OR IN PART.

DATE	REV	REVISION RECORD	APP	DR	CK
1-25-06	NC	ECO 25401		YK	



CONTACT HOLE PATTERN

NOTES:

1. MATERIALS AND FINISHES:

- INSULATOR: GLASS FILLED POLYESTER, UL 94V-0, COLOR BLUE.
- CONTACTS: PRECISION MACHINED COPPER ALLOY, GOLD FLASH OVER NICKEL.
- MOUNTING BRACKETS: BRASS, TIN PLATE.
- PUSH-ON FASTENERS: BERYLLIUM COPPER, TIN PLATE.
- MOUNTING SCREWS: STEEL, TIN PLATE.

2. ELECTRICAL CHARACTERISTICS:

- CONTACT CURRENT RATING: 21 AMPS PER UL 1977.
- INITIAL CONTACT RESISTANCE: 0.0016 OHMS MAX. PER IEC 512-2, TEST 2b.
- INSULATION RESISTANCE: 5 G OHMS PER IEC 512-2, TEST 3a, METHOD A.
- WORKING VOLTAGE: 600 VAC.

3. WORKING TEMPERATURE: -55°C TO +125°C.

4. CONNECTORS ARE ROHS COMPLIANT PER ROHS DIRECTIVE 2002/95/EC OF 27 JAN 2003.

5. DIMENSIONS ARE IN INCHES [MILLIMETERS].

 <b>POSITRONIC INDUSTRIES INC.</b> www.connectpositronic.com		SCALE <b>N.T.S.</b>		DRAWN BY <b>YK</b>	
DECIMAL TOL. <b>± 0.015 [0.38]</b>		<b>PCS SERIES</b>		APPROVED BY	
<b>PLB16F4BN0A1/AA</b>					
ANGULAR TOL. <b>± 5°</b>		DATE <b>1-25-06</b>		DRAWING NUMBER <b>SK6989</b>	
REV. <b>NC</b>					