



BAW56 / BAV70 / BAV99 / BAL99

SURFACE MOUNT SWITCHING DIODES

VOLTAGE 100 Volts **POWER** 250mWatts

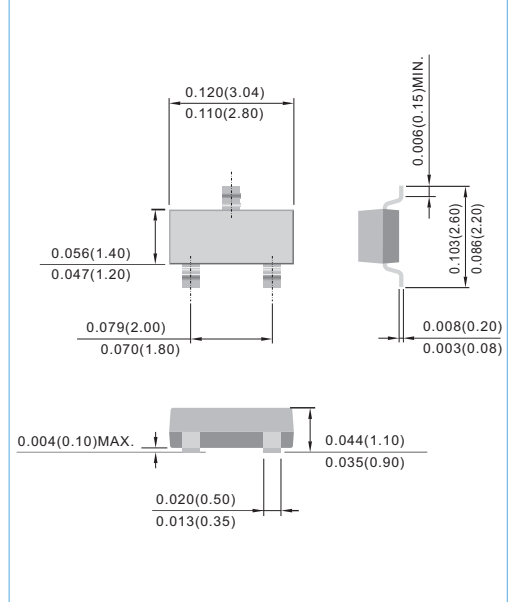
SOT-23 Unit : inch(mm)

FEATURES

- Fast switching speed.
- Surface mount package Ideally Suited for Automatic insertion
- Electrically Identical to Standard JEDEC
- High Conductance
- Lead free in comply with EU RoHS 2002/95/EC directives.
- Green molding compound as per IEC61249 Std. . (Halogen Free)

MECHANICAL DATA

- Case: SOT-23, Plastic
- Terminals: Solderable per MIL-STD-750, Method 2026
- Apporx. Weight: 0.0003 ounces, 0.0084 grams



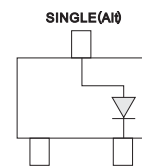
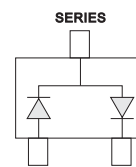
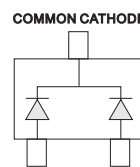
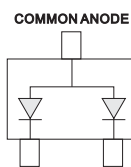
MAXIMUM RATINGS AND ELECTRICAL CHARACTERISTICS

Ratings at 25°C ambient temperature unless otherwise specified. For capacitive load, derate current by 20%.

PARAMETER	SYMBOL	BAW56	BAV70	BAV99	BAL99	UNITS
Marking Code	-	JC	JA	JB	JF	-
Reverse Voltage	V_R	75				V
Peak Reverse Voltage	V_{RM}	100				V
Rectified Current (Average), Half Wave Rectification with Resistive Load and $f \geq 50$ Hz	I_O	150				mA
Peak Forward Surge Current, 0.001ms	I_{FSM}	4.0				A
Power Dissipation Derate Above 25°C	P_{TOT}	250				mW
Maximum Forward Voltage	V_F	0.715 @ $I_F=1mA$ 0.855 @ $I_F=10mA$ 1.0 @ $I_F=50mA$ 1.25 @ $I_F=150mA$				V
Maximum DC Reverse Current at 25V 75V	I_R	0.03 2.5				μA
Maximum Junction Capacitance (Notes 1)	C_J	1.5				pF
Maximum Reverse Recovery Time (Notes 2)	t_{rr}	4.0				ns
Typical Thermal Resistance	$R_{\theta JA}$ $R_{\theta JC}$	360 205				$^{\circ}C / W$
Junction Temperature Range	T_J	-55 to +150				$^{\circ}C$
Circuit Figure	-	Common Anode	Common Cathode	Series	Single(Alt)	-

NOTE:

1. C_J at $V_R=0$, $f=1MHz$
2. From $I_F=10mA$ to $I_R=1mA$, $V_R=6Volts$, $R_L=100\Omega$





BAW56 / BAV70 / BAV99 / BAL99

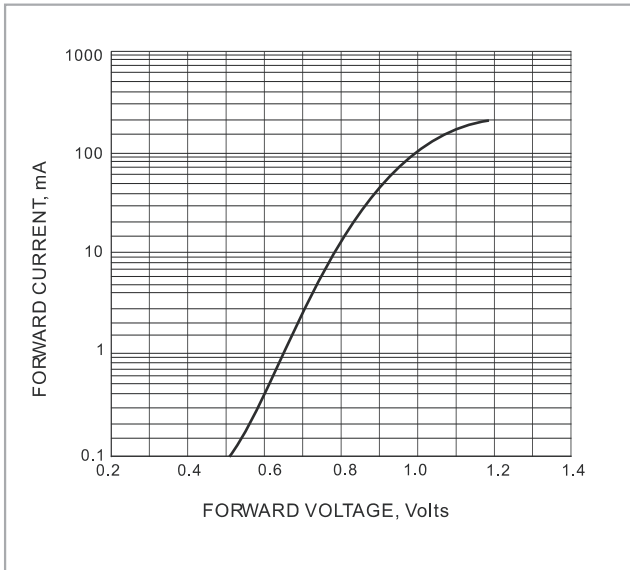


FIG. 1-TYPICAL FORWARD CHARACTERISTIC

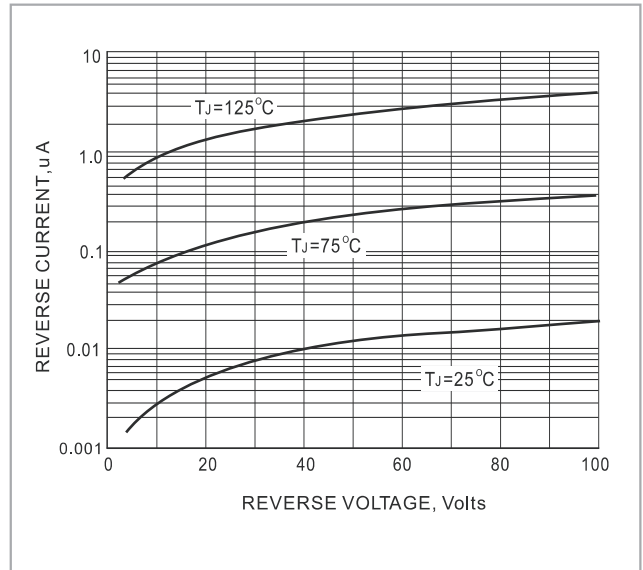


FIG. 2-TYPICAL REVERSE CHARACTERISTICS

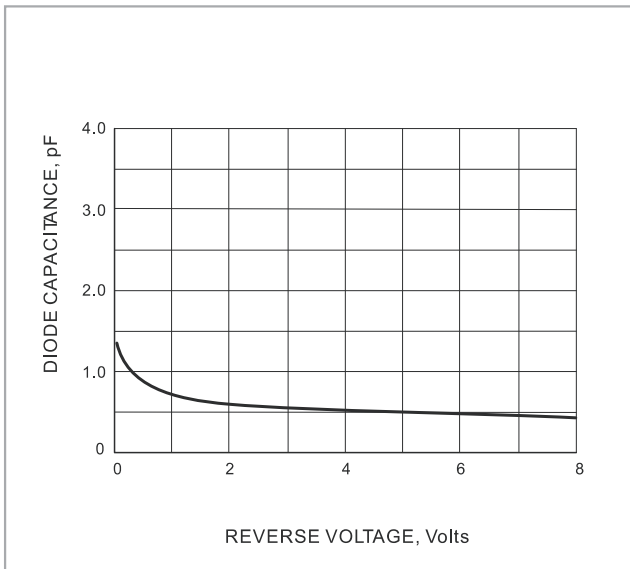


FIG. 3 TYPICAL JUNCTION CAPACITANCE

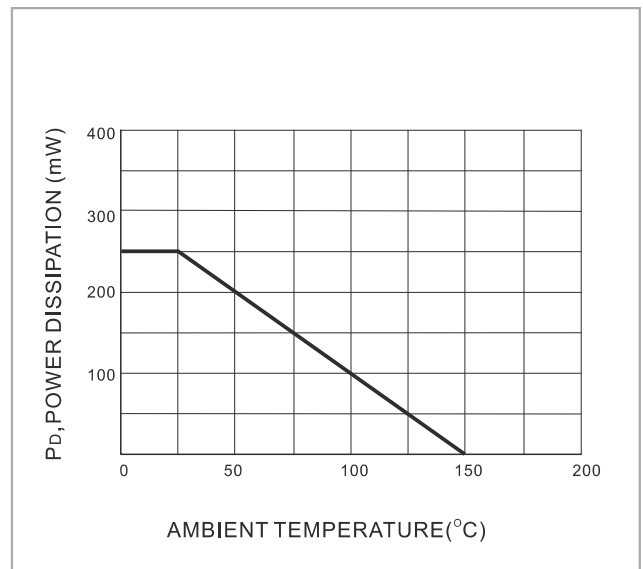
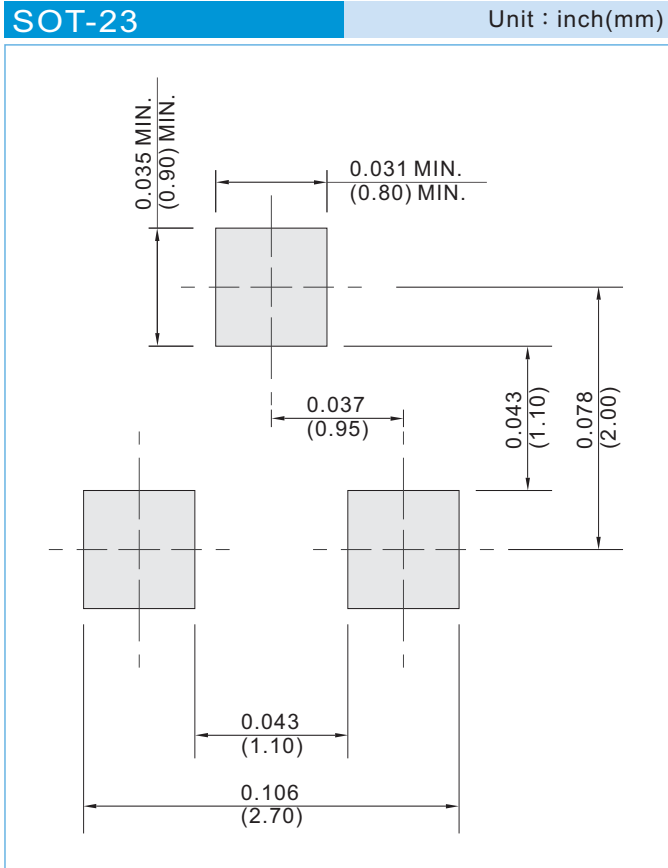


FIG. 4 POWER DERATING CURVE



BAW56 / BAV70 / BAV99 / BAL99

MOUNTING PAD LAYOUT



ORDER INFORMATION

- Packing information
 - T/R - 12K per 13" plastic Reel
 - T/R - 3K per 7" plastic Reel

LEGAL STATEMENT

Copyright PanJit International, Inc 2012

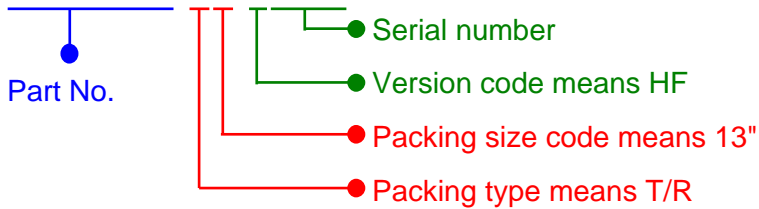
The information presented in this document is believed to be accurate and reliable. The specifications and information herein are subject to change without notice. Pan Jit makes no warranty, representation or guarantee regarding the suitability of its products for any particular purpose. Pan Jit products are not authorized for use in life support devices or systems. Pan Jit does not convey any license under its patent rights or rights of others.



BAW56 / BAV70 / BAV99 / BAL99

For example :

RB500V-40_R2_00001



Part No_packing code_Version

BAW56_R1_00001

BAW56_R2_00001

Packing Code XX				Version Code XXXXX		
Packing type	1st Code	Packing size code	2nd Code	HF or RoHS	1st Code	2nd~5th Code
T/B	A	N/A	0	HF	0	serial number
T/R	R	7"	1	RoHS	1	serial number
B/P	B	13"	2			
T/P	T	26mm	X			
TRR	S	52mm	Y			
TRL	L	PBCU	U			
FORMING	F	PBCD	D			