

BAV101~BAV103

HIGH VOLTAGE SURFACE MOUNT SWITCHING DIODES

VOLTAGE 120 to 250 Volts **POWER** 300 mWatts

MINI-MELF/LL-34 Unit : inch (mm)

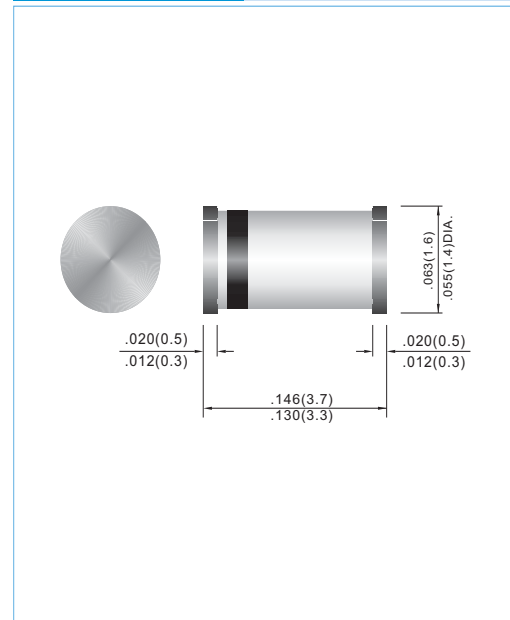
FEATURES

- Fast switching Speed.
- Surface Mount Package Ideally Suited For Automatic Insertion.
- Silicon Epitaxial Planar Construction.
- In compliance with EU RoHS 2002/95/EC directives

MECHANICAL DATA

- Case: Mini Melf, Glass
- Terminals: Solderable per MIL-STD-750, Method 2026
- Polarity: Cathode Band
- Marking: Cathode Band Only
- Weight: 0.03 grams
- Packing information

T/R - 2.5K per 7" plastic Reel



MAXIMUM RATINGS AND ELECTRICAL CHARACTERISTICS (T_J=25°C unless otherwise noted)

PARAMETER	SYMBOL	BAV101	BAV102	BAV103	UNITS
Reverse Voltage	V _R	100	150	200	V
Peak Reverse Voltage	V _{RRM}	120	200	250	V
Rectified Current (Average), Half Wave Rectification with Resistive Load and f >=50 Hz	I _O	200			mA
Peak Forward Surge Current, t=1000ms	I _{FSM}	1.0			A
Power Dissipation Derate Above at 25°C	P _D	300			mW
Maximum Forward Voltage, I _F = 100mA	V _F	1.0			V
Maximum DC Reverse Current at Rated DC Blocking Voltage T _J = 25°C	I _R	0.1			μA
Typical Junction Capacitance(Note 1)	C _J	3.0			pF
Maximum Reverse Recovery (Note 2)	t _{rr}	75			ns
Typical Thermal Resistance	R _{θJA}	350			°C / W
Operation Junction Storage Temperature Range	T _{STG}	-65 to +175			°C

NOTE:

1. C_J at V_R=0, f=1MHZ
2. From I_F=10mA to I_R=-1mA, V_R=6Volts, R_L=100Ω

BAV101~BAV103

RATING AND CHARACTERISTIC CURVES

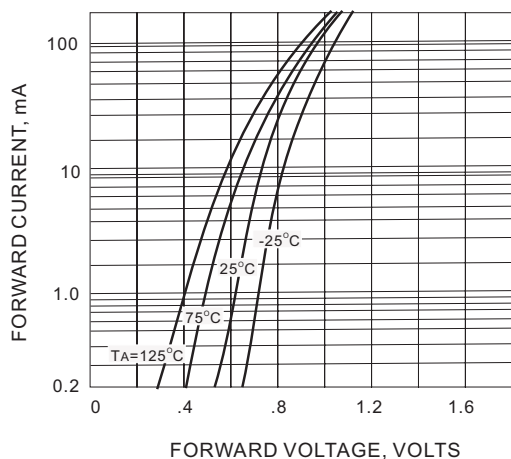


Fig.1 FORWARD CHARACTERISTICS

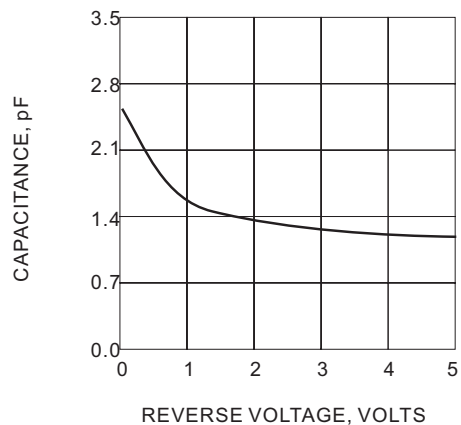


Fig.2 TYPICAL CAPACITANCE vs REVERSE VOLTAGE

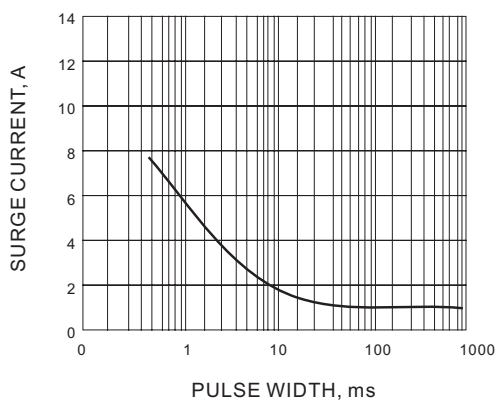
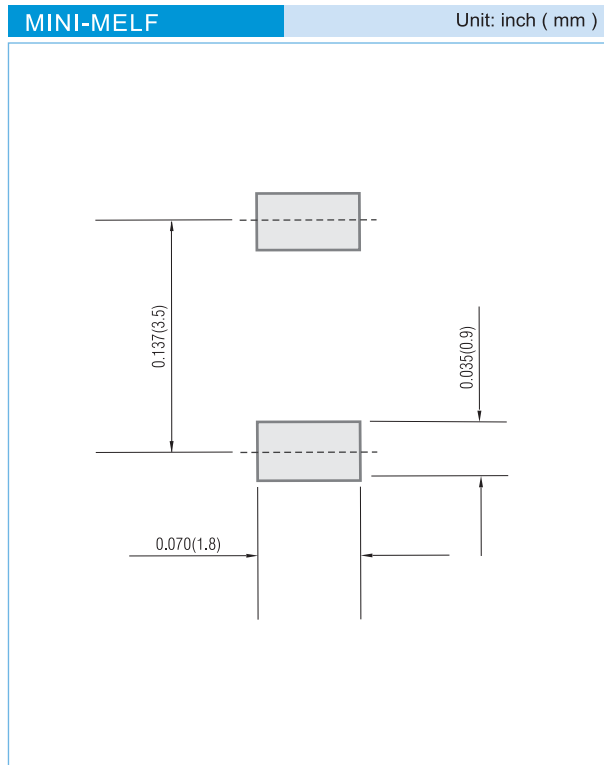


Fig.3 SURGE CURRENT CHARACTERISTIC



BAV101~BAV103

MOUNTING PAD LAYOUT



ORDER INFORMATION

- Packing information
 - T/R - 10K per 13" plastic Reel
 - T/R - 2.5K per 7" plastic Reel

LEGAL STATEMENT

Copyright PanJit International, Inc 2009

The information presented in this document is believed to be accurate and reliable. The specifications and information herein are subject to change without notice. Pan Jit makes no warranty, representation or guarantee regarding the suitability of its products for any particular purpose. Pan Jit products are not authorized for use in life support devices or systems. Pan Jit does not convey any license under its patent rights or rights of others.