



BAS116TW/BAW156DW/BAV170DW/BAV199S

SURFACE MOUNT, LOW LEAKAGE SWITCHING DIODES

VOLTAGE 100 Volts **POWER** 200mWatts

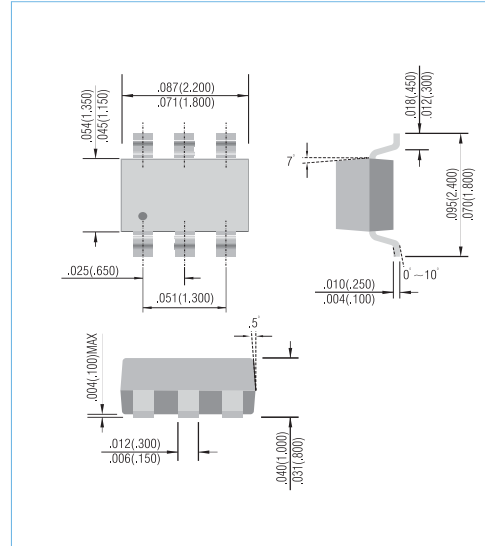
SOT-363 Unit: inch (mm)

FEATURES

- Surface mount package ideally suited for automatic insertion.
- Very low leakage current. 2nA typical at VR=75V.
- Low capacitance. 2pF max at VR=0V, f=1MHz
- In compliance with EU RoHS 2002/95/EC directives

MECHANICAL DATA

- Case: SOT-363 plastic
- Terminals: Solderable per MIL-STD-750, Method 2026
- Approx weight: 0.008 gram
- Marking: BAS116TW :PA,BAW156DW :P4,BAV170DW :P3,BAV199S :PB



ABSOLUTE RATINGS (each diode)

PARAMETER	Symbol	Value	Units
Reverse Voltage	V _R	75	V
Peak Reverse Voltage	V _{RM}	100	V
Continuous Forward Current	I _F	0.2	A
Non-repetitive Peak Forward Surge Current at t=1.0us	I _{FSM}	4.0	A

THERMAL CHARACTERISTICS

PARAMETER	Symbol	Value	Units
Power Dissipation (Note 1)	P _{TOT}	200	mW
Thermal Resistance, Junction to Ambient (Note 1)	R _{θJA}	625	°C/W
Junction Temperature	T _J	-55 to 150	°C
Storage Temperature	T _{STG}	-55 to 150	°C

NOTE:
1. FR-4 Board = 70 x 60 x 1mm.

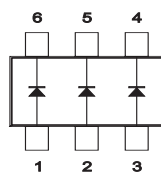


Fig.48
BAS116TW

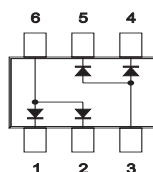


Fig.51
BAW156DW

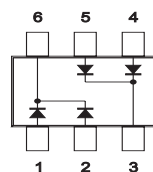


Fig.52
BAV170DW

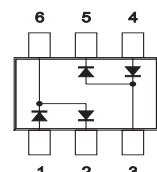


Fig.32
BAV199S



BAS116TW/BAW156DW/BAV170DW/BAV199S

ELECTRICAL CHARACTERISTICS (each diode) (TA=25°C, unless otherwise noted)

PARAMETER	Symbol	Test Condition	MIN.	TYP.	MAX.	Units
Reverse Breakdown Voltage	$V_{(BR)}$	$I_R=100 \mu A$	75			V
Reverse Current	I_R	$V_R=75 V, T_J=150 ^\circ C$		0.002 8.0	5 80	nA
Forward Voltage	V_F	$I_F=1 mA$ $I_F=10 mA$ $I_F=50 mA$ $I_F=150 mA$			0.9 1.0 1.1 1.25	V
Total Capacitance	C_T	$V_R=0 V, f=1 MHz$			2.0	pF
Reverse Recovery Time	t_{rr}	$I_F=I_R=10 mA, R_L=100 \Omega$			3.0	us

CHARACTERISTIC CURVES (each diode)

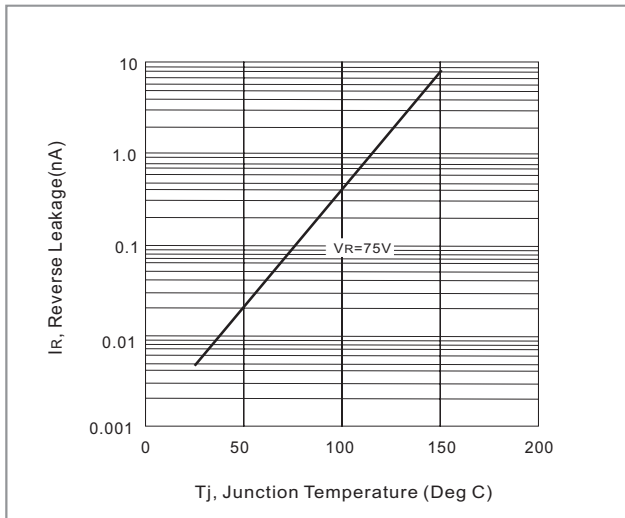


Fig. 1-Reverse Leakage vs. Junction Temperature

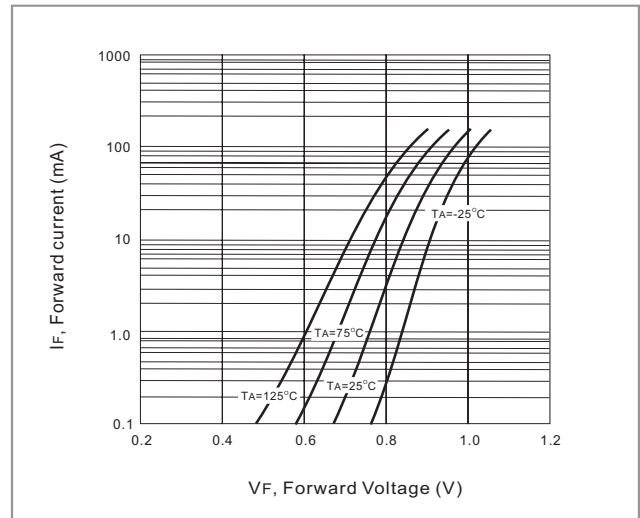


Fig. 2-Forward Current vs. Forward Voltage

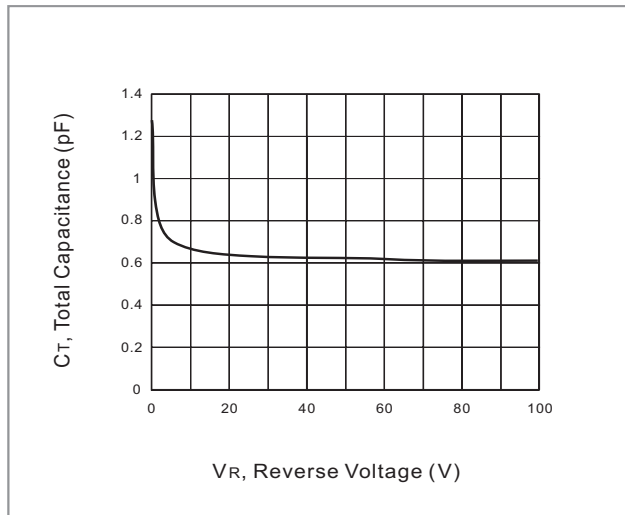
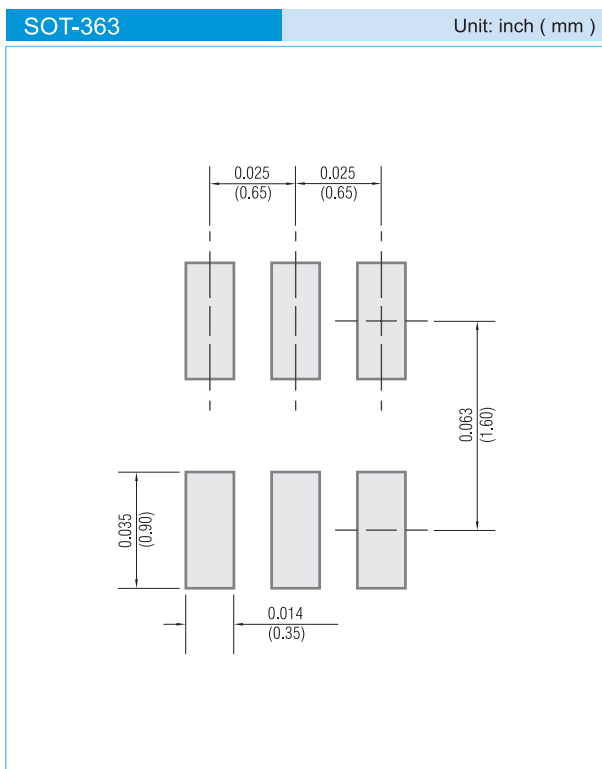


Fig. 3- Total capacitance vs. Reverse Voltage



BAS116TW/BAW156DW/BAV170DW/BAV199S

MOUNTING PAD LAYOUT



ORDER INFORMATION

- Packing information
 - T/R - 10K per 13" plastic Reel
 - T/R - 3K per 7" plastic Reel

LEGAL STATEMENT

Copyright PanJit International, Inc 2009

The information presented in this document is believed to be accurate and reliable. The specifications and information herein are subject to change without notice. Pan Jit makes no warranty, representation or guarantee regarding the suitability of its products for any particular purpose. Pan Jit products are not authorized for use in life support devices or systems. Pan Jit does not convey any license under its patent rights or rights of others.