



PJE5V0U8TB-AU

Ultra Low Capacitance ESD Protection

V_{RWM}

5 V

Features

- IEC61000-4-2(ESD): ±18kV Air, ±12kV Contact Compliance
- IEC61000-4-4(EFT): 40A(5/50nS)
- IEC61000-4-5(Lightning): 4A(8/20µS)
- Low leakage current, maximum 1µA at rated voltage
- Acquire quality system certificate : TS16949
- AEC-Q101 qualified
- Lead free in compliance with EU RoHS 2011/65/EU directive.
- Green molding compound as per IEC61249 Std..(Halogen Free)

Mechanical Data

- Case: SOT-523, Plastic
- Terminals: Solderable per MIL-STD-750, Method 2026
- Approx. Weight: 0.00007 ounces, 0.002 grams

Applications

- USB3.0 Data Line Protection
- High Definition Multi-Media Interface Protection
- Monitors and Flat Panel Displays Notebook computers
- Video Line Protection & Base Stations
- 10/100/1000 Ethernet
- HDSL, IDSL Secondary IC Side Protection
- Control Signal Lines Protection

SOT-523

Unit : inch(mm)

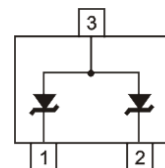
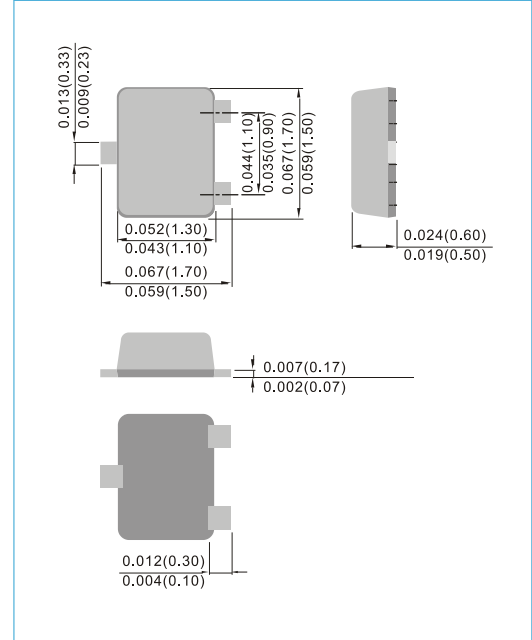


Fig.25(Top View)

Maximum Ratings (T_A=25°C unless otherwise noted)

PARAMETER	SYMBOL	LIMIT	UNITS
ESD IEC61000-4-2(Air)	V _{ESD}	±18	kV
ESD IEC61000-4-2(Contact)		±12	
Operating Junction Temperature Range	T _J	-55 to +150	°C
Storage Temperature Range	T _{STG}	-55 to +150	°C



PJE5V0U8TB-AU

Electrical Characteristics ($T_A=25^{\circ}\text{C}$ unless otherwise noted)

PARAMETER	SYMBOL	TEST CONDITION	MIN.	TYP.	MAX.	UNITS
Reverse Stand-Off Voltage	V_{RWM}	-	-	-	5	V
Reverse Breakdown Voltage	V_{BR}	$I_{BR}=1\text{mA}$, Between any I/O pins to GND	5.8	-	10.2	V
Reverse leakage current	I_R	$V_R=5\text{V}$, any I/O pin to GND	-	-	1	μA
Clamping Voltage	V_{CL}	$I_{PP}=1\text{A}$, $t_P=8/20\mu\text{s}$, any I/O pin to GND	-	9	12	V
		$I_{PP}=4\text{A}$, $t_P=8/20\mu\text{s}$, any I/O pin to GND	-	-	15	
Clamping Voltage TLP ^(Note 1)	V_{CL}	$I_{PP}=4\text{A}$, $t_P=100\text{ns}$, any I/O pin to GND	-	9.6	-	V
		$I_{PP}=8\text{A}$, $t_P=100\text{ns}$, any I/O pin to GND	-	10.6	-	
Dynamic Resistance ^(Note 1)	R_{DYN}	$t_P=100\text{ns}$	-	0.25	-	Ω
Off State Junction Capacitance	C_J	0Vdc Bias $f=1\text{MHz}$, Between any I/O pins to GND	-	0.6	0.8	pF

NOTES :

1. Testing using Transmission Line Pulse (TLP) conditions: $Z_0 = 50\Omega$, $t_P = 100\text{ ns}$.



PJE5V0U8TB-AU

TYPICAL CHARACTERISTIC CURVES

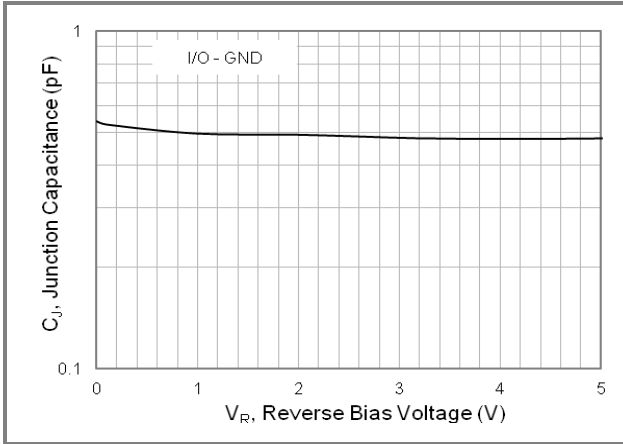


Fig.1 Typical Junction Capacitance

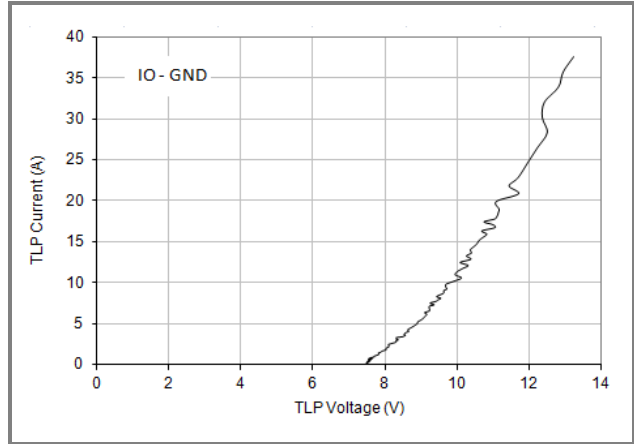


Fig.2 Transmission Line Pulsing (TLP) Measurement

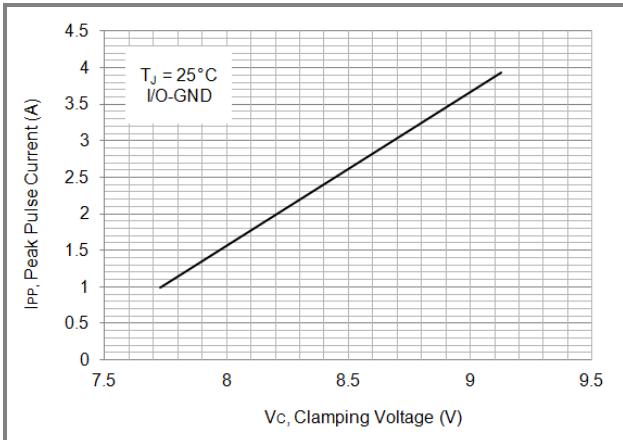


Fig.3 Typical Peak Clamping Voltage(8/20µs)

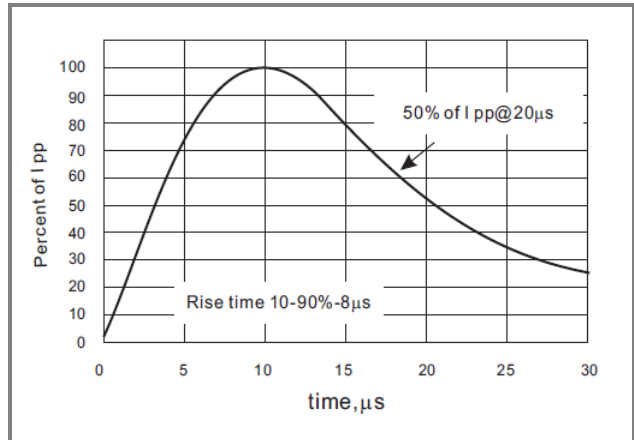


Fig.4 8/20µs Pulse Waveform



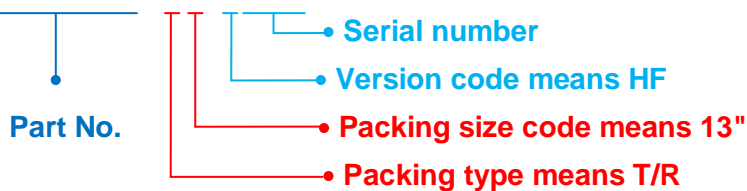
PJE5V0U8TB-AU

PART NO PACKING CODE VERSION

Part No Packing Code	Package Type	Packing Type	Marking	Version
PJE5V0U8TB-AU_R1_000A1	SOT-523	4K pcs / 7" reel	8T	Halogen free

For example :

RB500V-40_R2_00001



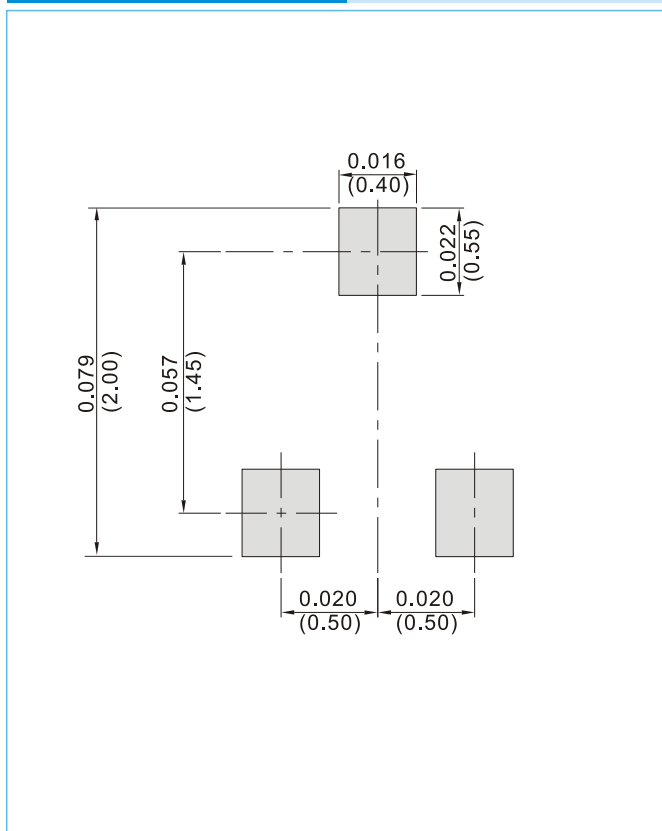
Packing Code XX				Version Code XXXXX		
Packing type	1 st Code	Packing size code	2 nd Code	HF or RoHS	1 st Code	2 nd ~5 th Code
Tape and Ammunition Box (T/B)	A	N/A	0	HF	0	serial number
Tape and Reel (T/R)	R	7"	1	RoHS	1	serial number
Bulk Packing (B/P)	B	13"	2			
Tube Packing (T/P)	T	26mm	X			
Tape and Reel (Right Oriented) (TRR)	S	52mm	Y			
Tape and Reel (Left Oriented) (TRL)	L	PANASERT T/B CATHODE UP (PBCU)	U			
FORMING	F	PANASERT T/B CATHODE DOWN (PBCD)	D			



PJE5V0U8TB-AU

MOUNTING PAD LAYOUT

SOT-523 Unit : inch(mm)





PJE5V0U8TB-AU

Disclaimer

- Reproducing and modifying information of the document is prohibited without permission from Panjit International Inc..
- Panjit International Inc. reserves the rights to make changes of the content herein the document anytime without notification. Please refer to our website for the latest document.
- Panjit International Inc. disclaims any and all liability arising out of the application or use of any product including damages incidentally and consequentially occurred.
- Panjit International Inc. does not assume any and all implied warranties, including warranties of fitness for particular purpose, non-infringement and merchantability.
- Applications shown on the herein document are examples of standard use and operation. Customers are responsible in comprehending the suitable use in particular applications. Panjit International Inc. makes no representation or warranty that such applications will be suitable for the specified use without further testing or modification.
- The products shown herein are not designed and authorized for equipments relating to human life and for any applications concerning life-saving or life-sustaining, such as medical instruments, aerospace machinery et cetera. Customers using or selling these products for use in such applications do so at their own risk and agree to fully indemnify Panjit International Inc. for any damages resulting from such improper use or sale.
- Since Panjit uses lot number as the tracking base, please provide the lot number for tracking when complaining.