



BAT54STB-TB6

SURFACE MOUNT SCHOTTKY DIODE ARRAYS

VOLTAGE 30 Volt **POWER** 200 mWatt

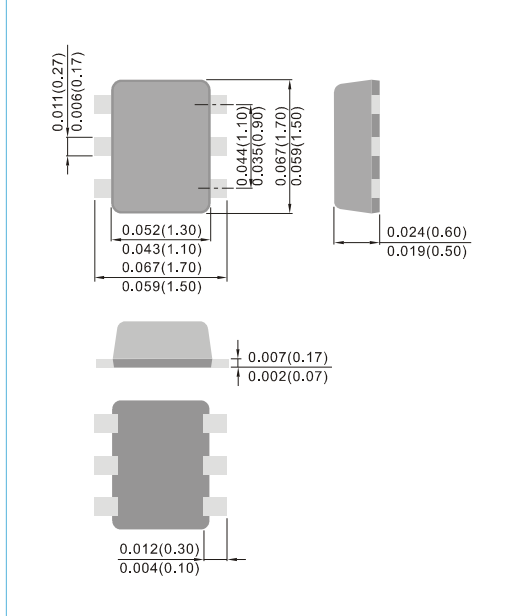
SOT-563 Unit : inch(mm)

FEATURES

- Isolated diode arrays for significant board space savings
- Surface mount package ideally suited for automatic insertion
- Extremely Fast Switching Speed
- Very Low VF: 0.347V (Typ) at IF = 10mA
- Lead free in compliance with EU RoHS 2011/65/EU directive
- Green molding compound as per IEC61249 Std. . (Halogen Free)

MECHANICAL DATA

- Case : SOT-563 plastic
- Terminals : Solderable per MIL-STD-750, Method 2026
- Approx Weight : 0.00009 ounces, 0.0026 grams
- Marking : TK



ABSOLUTE RATINGS (each diode)

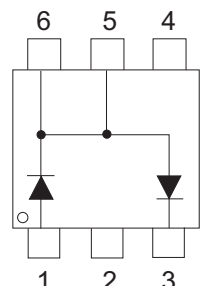
Parameter	Symbol	Value	Units
Maximum Reverse Voltage	V _R	30	V
Peak Reverse Voltage	V _{RRM}	30	V
Continuous Forward Current	I _F	0.2	A

THERMAL CHARACTERISTICS

Parameter	Symbol	Value	Units
Power Dissipation (Note 1)	P _{TOT}	200	mW
Thermal Resistance, Junction to Ambient (Note 1)	R _{θJA}	625	°C/W
Junction Temperature	T _J	-55 to 125	°C
Storage Temperature	T _{STG}	-55 to 150	°C

NOTE:

- 1. FR-4 Board = 70 x 60 x 1mm.





BAT54STB-TB6

ELECTRICAL CHARACTERISTICS (each diode) (TA=25°C, unless otherwise noted)

Parameter	Symbol	Test Condition	MIN.	TYP.	MAX.	Units
Reverse Breakdown Voltage	$V_{(BR)}$	$I_R=100 \mu A$	30	-	-	V
Reverse Current	I_R	$V_R=25 V$	-	-	2.0	μA
Forward Voltage	V_F	$I_F=0.1mA$	-	-	0.24	V
		$I_F=1.0mA$	-	-	0.32	
		$I_F=10mA$	-	0.347	0.40	
		$I_F=30mA$	-	-	0.50	
		$I_F=100mA$	-	-	0.60	
Total Capacitance	C_T	$V_R=1V, f=1.0MHz$	-	-	10	pF



BAT54STB-TB6

TYPICAL CHARACTERISTIC CURVES

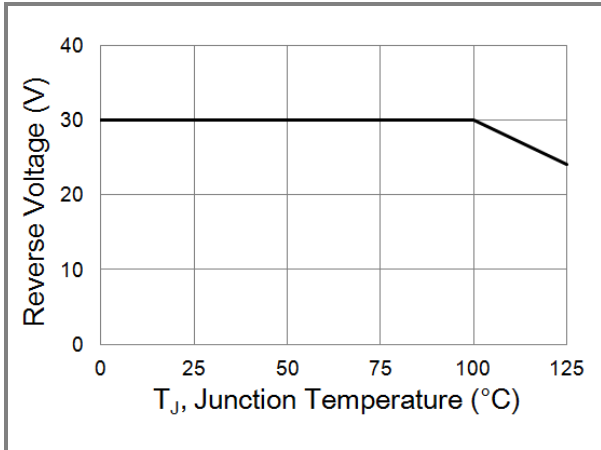


Fig.1 Operating Temperature Derating Curve

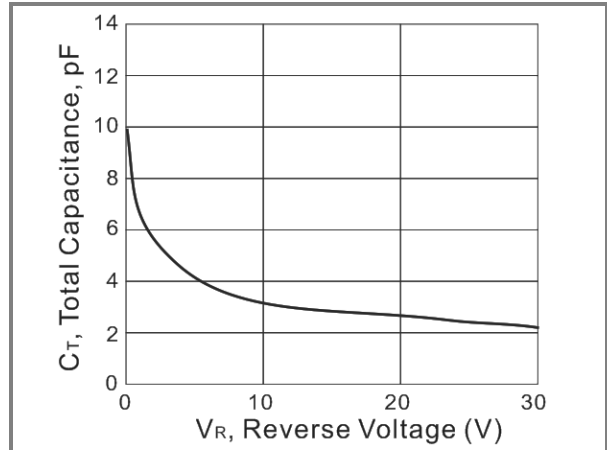


Fig.2 Typical Junction Capacitance

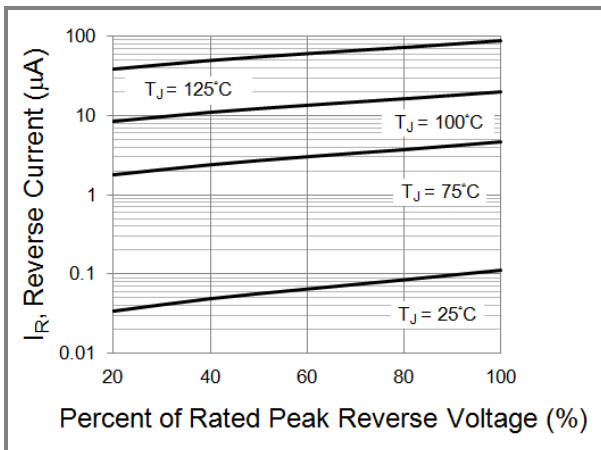


Fig.3 Typical Reverse Characteristics

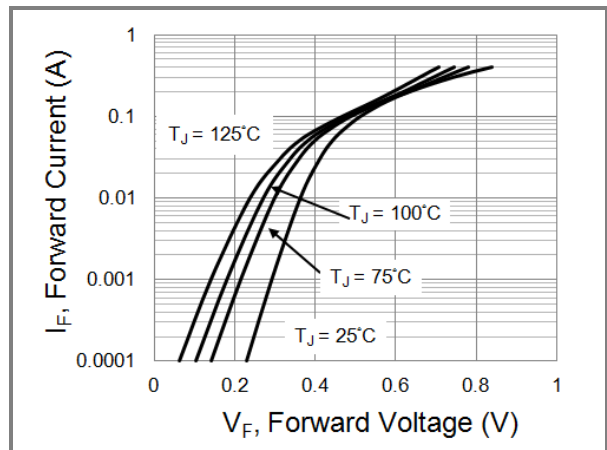
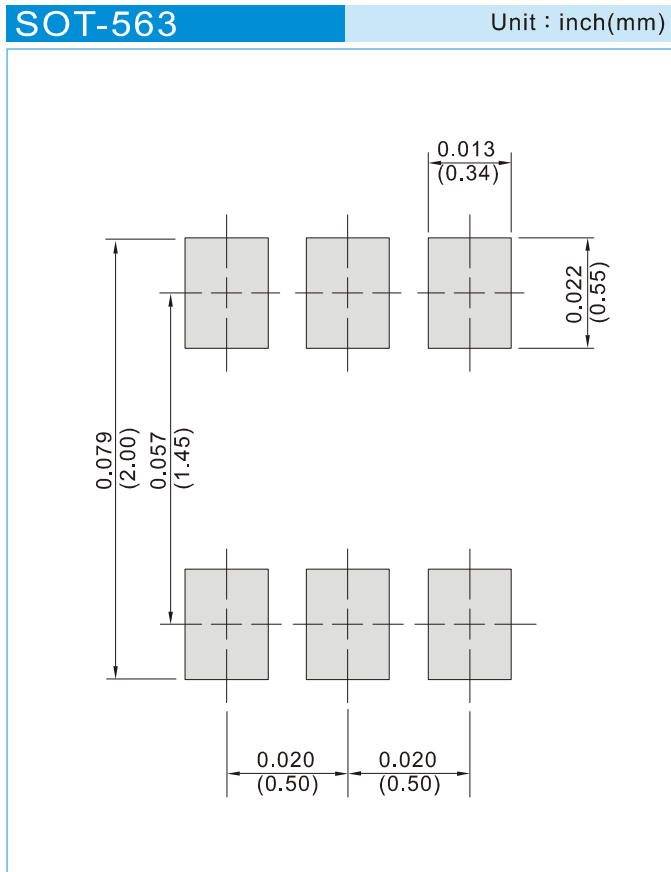


Fig.4 Typical Forward Characteristics



BAT54STB-TB6

MOUNTING PAD LAYOUT



ORDER INFORMATION

- Packing information
 - T/R - 4K per 7" plastic Reel
 - T/R - 8K per 7" plastic Reel
 - T/R - 10K per 13" plastic Reel
 - T/R - 20K per 13" plastic Reel



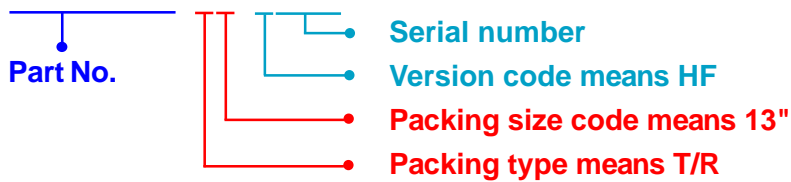
BAT54STB-TB6

Part No_packing code_Version

BAT54TB6_R1_00001
 BAT54TB6_R2_00001
 BAT54TB6_R1_00002
 BAT54TB6_R2_00002

For example :

RB500V-40_R2_00001



Packing Code XX				Version Code XXXXX		
Packing type	1 st Code	Packing size code	2 nd Code	HF or RoHS	1 st Code	2 nd ~5 th Code
Tape and Ammunition Box (T/B)	A	N/A	0	HF	0	serial number
Tape and Reel (T/R)	R	7"	1	RoHS	1	serial number
Bulk Packing (B/P)	B	13"	2			
Tube Packing (T/P)	T	26mm	X			
Tape and Reel (Right Oriented) (TRR)	S	52mm	Y			
Tape and Reel (Left Oriented) (TRL)	L	PANASERT T/B CATHODE UP (PBCU)	U			
FORMING	F	PANASERT T/B CATHODE DOWN (PBCD)	D			



BAT54STB-TB6

Disclaimer

- Reproducing and modifying information of the document is prohibited without permission from Panjit International Inc..
- Panjit International Inc. reserves the rights to make changes of the content herein the document anytime without notification. Please refer to our website for the latest document.
- Panjit International Inc. disclaims any and all liability arising out of the application or use of any product including damages incidentally and consequentially occurred.
- Panjit International Inc. does not assume any and all implied warranties, including warranties of fitness for particular purpose, non-infringement and merchantability.
- Applications shown on the herein document are examples of standard use and operation. Customers are responsible in comprehending the suitable use in particular applications. Panjit International Inc. makes no representation or warranty that such applications will be suitable for the specified use without further testing or modification.
- The products shown herein are not designed and authorized for equipments requiring high level of reliability or relating to human life and for any applications concerning life-saving or life-sustaining, such as medical instruments, transportation equipment, aerospace machinery et cetera. Customers using or selling these products for use in such applications do so at their own risk and agree to fully indemnify Panjit International Inc. for any damages resulting from such improper use or sale.
- Since Panjit uses lot number as the tracking base, please provide the lot number for tracking when complaining.