



SX33L

LOW VF SCHOTTKY BARRIER DIODE

VOLTAGE 30 Volt **CURRENT** 3.0 Ampere

SMA / DO-214AC Unit : inch(mm)

FEATURES

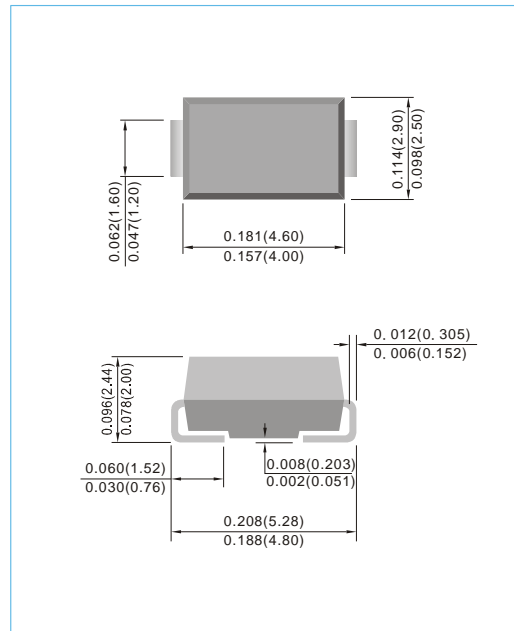
- Low forward voltage drop, low reverse current
- High Efficiency
- Lead free in compliance with EU RoHS 2011/65/EU directive
- Green molding compound as per IEC61249 Std. . (Halogen Free)

APPLICATIONS

- Low voltage high frequency inverters
- DC/DC converters
- Polarity protection
- Freewheeling

MECHANICAL DATA

- Case: JEDEC DO-214AC molded plastic
- Terminals: Solder plated, solderable per MIL-STD-750, Method 2026
- Polarity: Color band denotes cathode end
- Standard packaging: 12mm tape (EIA-481)
- Weight: 0.0024 ounces, 0.0679 grams



ABSOLUTE MAXIMUM RATINGS (T_A= 25°C)

PARAMETER	SYMBOL	LIMITS	UNIT
Maximum Repetitive Peak Reverse Voltage	V _{RRM}	30	V
Maximum Average Rectified Forward Current	I _O	3	A
Peak Surge Forward Current	I _{FSM}	75	A
Typical Thermal Resistance (Note 1)	R _{θJA} R _{θJL}	100 20	°C/W
Operating Junction Temperature Range	T _J	-55 to +125	°C
Storage Temperature Range	T _{STG}	-55 to +150	°C

ELECTRICAL CHARACTERISTICS (T_A= 25°C)

PARAMETER	SYMBOL	TEST CONDITIONS	MIN.	TYP.	MAX.	UNIT	
Instantaneous forward voltage (Note 2)	V _F	I _F =1A	-	0.29	0.31	V	
		I _F =2A	-	0.32	0.35		
		I _F =3A	-	0.35	0.37		
			T _J =25°C	-	0.17	-	V
			T _J =125°C	-	0.21	-	
			T _J =125°C	-	0.26	-	
Reverse current	I _R	V _R =21V	-	0.3	0.5	mA	
		T _J =25°C T _J =125°C	-	90	-		
			T _J =25°C	-	0.8	1	mA
			T _J =125°C	-	160	-	

NOTES:

1. Mounted on P.C. Board with 25mm² copper pad areas.
2. Pulse Test with PW =300µsec, 1% Duty Cycle.



SX33L

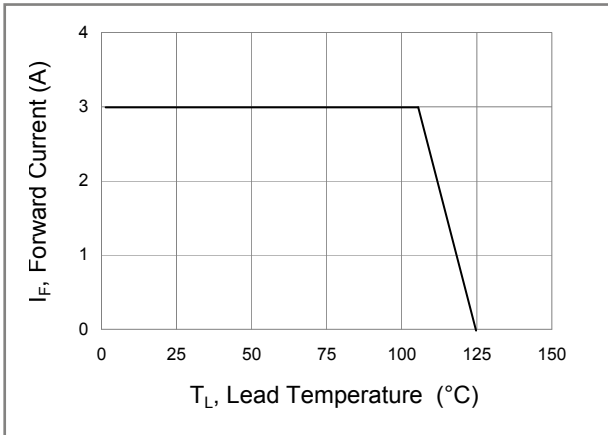


Fig.1 Forward Current Derating Curve

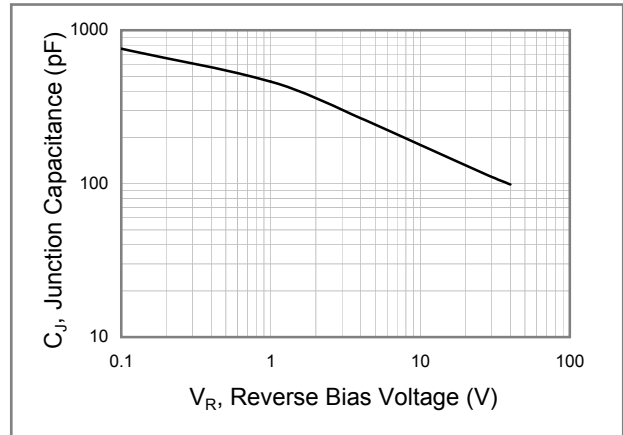


Fig.2 Typical Junction Capacitance

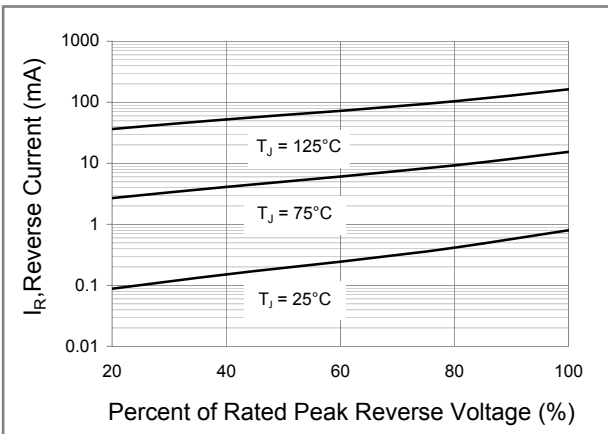


Fig.3 Typical Reverse Characteristics

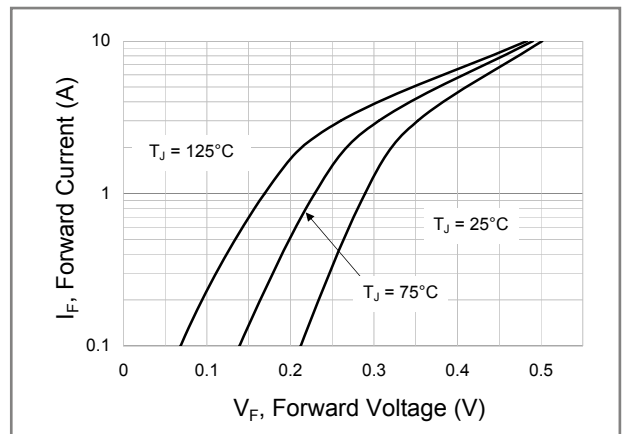


Fig.4 Typical Forward Characteristics

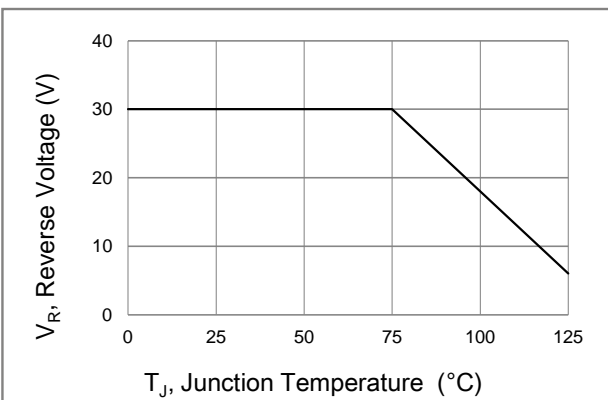


Fig.5 Operating Temperature Derating Curve

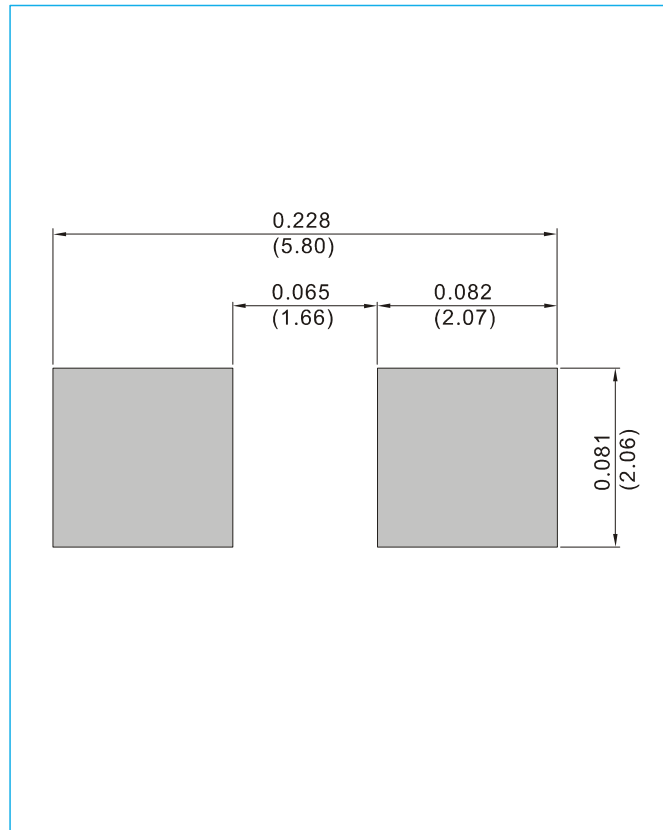


SX33L

MOUNTING PAD LAYOUT

SMA / DO-214AC

Unit : inch(mm)



ORDER INFORMATION

- Packing information
 - T/R - 3K per 13" plastic Reel
 - T/R - 0.5K per 7" plastic Reel



SX33L

Part No_packing code_Version

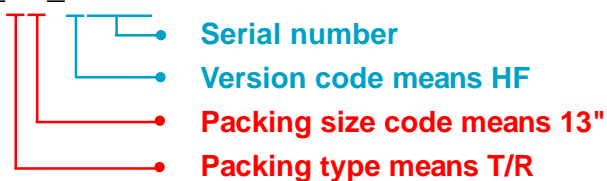
SX33L_R1_00001

SX33L_R2_00001

For example :

RB500V-40_R2_00001

Part No.



Packing Code XX				Version Code XXXXX		
Packing type	1 st Code	Packing size code	2 nd Code	HF or RoHS	1 st Code	2 nd ~5 th Code
Tape and Ammunition Box (T/B)	A	N/A	0	HF	0	serial number
Tape and Reel (T/R)	R	7"	1	RoHS	1	serial number
Bulk Packing (B/P)	B	13"	2			
Tube Packing (T/P)	T	26mm	X			
Tape and Reel (Right Oriented) (TRR)	S	52mm	Y			
Tape and Reel (Left Oriented) (TRL)	L	PANASERT T/B CATHODE UP (PBCU)	U			
FORMING	F	PANASERT T/B CATHODE DOWN (PBCD)	D			



SX33L

Disclaimer

- Reproducing and modifying information of the document is prohibited without permission from Panjit International Inc..
- Panjit International Inc. reserves the rights to make changes of the content herein the document anytime without notification. Please refer to our website for the latest document.
- Panjit International Inc. disclaims any and all liability arising out of the application or use of any product including damages incidentally and consequentially occurred.
- Panjit International Inc. does not assume any and all implied warranties, including warranties of fitness for particular purpose, non-infringement and merchantability.
- Applications shown on the herein document are examples of standard use and operation. Customers are responsible in comprehending the suitable use in particular applications. Panjit International Inc. makes no representation or warranty that such applications will be suitable for the specified use without further testing or modification.
- The products shown herein are not designed and authorized for equipments requiring high level of reliability or relating to human life and for any applications concerning life-saving or life-sustaining, such as medical instruments, transportation equipment, aerospace machinery et cetera. Customers using or selling these products for use in such applications do so at their own risk and agree to fully indemnify Panjit International Inc. for any damages resulting from such improper use or sale.
- Since Panjit uses lot number as the tracking base, please provide the lot number for tracking when complaining.