

SMD Gate Drive Transformer

2700 Vdc Functional Insulation



- 2700VDC insulation between Gate and Drive
- Operating frequency: 50KHz and up
- Footprint size: 8.25*6.9*3.0 mm Max
- Three windings (one drive and two gates)

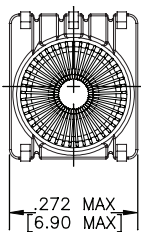
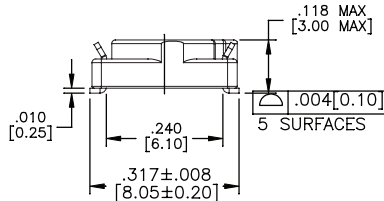
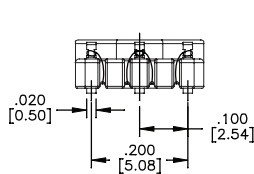
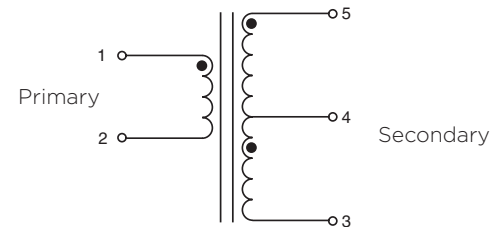
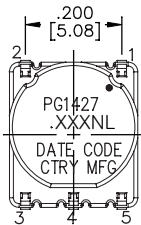
Electrical Specifications @ 25°C - Operating Temperature -40°C to +125°C

Part Number ³	Turns Ratio	Pri-Sec Insulation (VDC)	Max Volt-usec (1-2)	Primary Inductance ² (μH +/-35%)	Leakage Inductance ² (μH MAX)	DCR (1-2) (Ω MAX)	DCR (3-4) (Ω MAX)	DCR (4-5) (Ω MAX)
PG1427.001NL	1:1:1	2700	21.0	780.0	0.4	0.85	0.85	0.85
PG1427.002NL	1:1:1	1500	21.0	780.0	0.4	0.85	0.85	0.85
PG1427.003NL	2:1:1	2300	30.0	1600.0	1.5	1.10	0.65	0.65
PG1427.004NL	1.43:1:1	2300	21.0	820.0	2.0	0.80	0.65	0.65

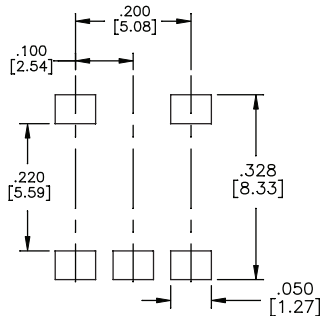
Mechanical

Schematic

PG1427.XXXNL



FINAL OUTLINE



SUGGESTED LAND PATTERN

Weight 0.25 grams
 Tube 75/tube
 Tape & Reel 1000/reel

Dimensions: Inches
 mm
 Unless otherwise specified,
 all tolerances are ±.005
 0.13

USA 858 674 8100

Germany 49 7032 7806 0

Singapore 65 6287 8998

Shanghai 86 21 62787060

China 86 755 33966678

Taiwan 886 3 4356768

SMD Gate Drive Transformer

2700 Vdc Functional Insulation



Notes

PG1427.XXXNL

1. The Maximum volt- μ sec rating limits the peak flux density to 2500 Gauss when used in a unipolar drive application. For bi-polar drive applications, a maximum volt-sec of 1.5 times this rating is acceptable (ie: volt* μ sec rating = (voltage applied to the primary) * dutycycle / Frequency = V * alpha / Freq_Hz = V * μ sec)
2. All inductance tests measured at 100kHz, 100mV.
Leakage inductance measured from (1-2) with 3,4,5 shorted.
3. Optional Tape & Reel packing can be ordered by adding a "T" suffix to the part number(i.e. PG1427.001NL becomes PG1427.001NLT), Pulse complies to industry standard tape and reel specification EIA481.
4. The temperature of the component (ambient plus thmperature rise) must be within the stated operating temperature range.

For More Information

Pulse Worldwide Headquarters

15255 Innovation Drive Ste 100
San Diego, CA 92128
U.S.A.

Tel: 858 674 8100
Fax: 858 674 8262

Pulse Europe

Pulse Electronics GmbH
Am Rottland 12
58540 Meinerzhagen
Germany

Tel: 49 2354 777 100
Fax: 49 2354 777 168

Pulse China Headquarters

Pulse Electronics (ShenZhen) CO., LTD
D708, Shenzhen Academy of
Aerospace Technology,
The 10th Keji South Road,
Nanshan District, Shenzhen, P.R.
China 518057

Tel: 86 755 33966678
Fax: 86 755 33966700

Pulse North China

Room 2704/2705
Super Ocean Finance Ctr.
2067 Yan An Road West
Shanghai 200336
China

Tel: 86 21 62787060
Fax: 86 2162786973

Pulse South Asia

3 Fraser Street
0428 DUO Tower
Singapore 189352

Tel: 65 6287 8998
Fax: 65 6280 0080

Pulse North Asia

1F, No.111
Xiyuan Road
Zhongli District
Taoyuan City 32057
Taiwan (R.O.C)

Tel: 886 3 4356768
Fax: 886 3 4356820

Performance warranty of products offered on this data sheet is limited to the parameters specified. Data is subject to change without notice. Other brand and product names mentioned herein may be trademarks or registered trademarks of their respective owners. © Copyright, 2019. Pulse Electronics, Inc. All rights reserved.