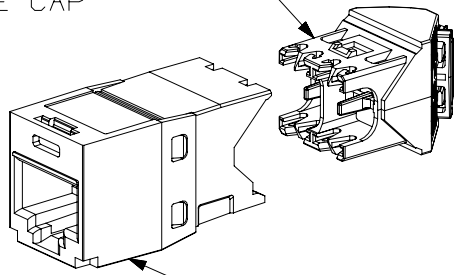


THIS COPY IS PROVIDED ON A RESTRICTED BASIS AND IS NOT TO BE USED IN ANY WAY DETRIMENTAL TO THE INTERESTS OF PANDUIT CORP.

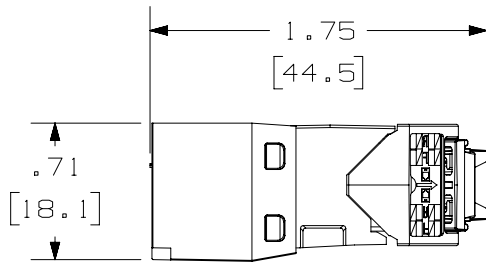
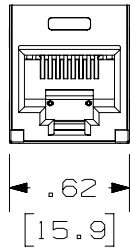
45° LEFT-RIGHT  
WIRE CAP



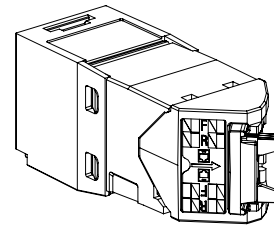
JACK  
MODULE  
HOUSING

NOTES:

1. VISIT OUR ON-LINE CATALOG AT WWW.PANDUIT.COM FOR A LIST OF CURRENT PARTS APPLICABLE FOR USE WITH THIS PRODUCT.
2. WHITE COLOR WIRE CAP ASSEMBLY DESIGNATES TIA CATEGORY 6 (ISO 11801 CLASS E) PERFORMANCE.
3. COLOR OF JACK MODULE IS INDICATED BY \*\* IN THE PART NUMBER (EXAMPLE: CJLR688TGBU FOR BLUE JACK). SEE WWW.PANDUIT.COM FOR AVAILABLE COLOR CODES.
4. PART NUMBERS OF AVAILABLE PACKAGE TYPES ARE SHOWN IN TABLE 1.
5. TERMINATION TOOL TO BE USED IS TGSJT. SOME PACKAGE TYPES INCLUDE A TERMINATION TOOL. SEE TABLE 1 FOR DETAILS.
6. ALL MINI-COM™ CATEGORY 6, 8 POSITION, 8 WIRE CONNECTOR MODULES ARE UNIVERSAL IN DESIGN. THEY ACCEPT SIX AND EIGHT POSITION MODULAR PLUGS WITHOUT DAMAGE.
7. TERMINATES 22-26AWG SOLID OR STRANDED UTP CABLE LEFT AND RIGHT HORIZONTALLY.
8. SEE INSTALLATION INSTRUCTION FOR PROPER TERMINATION METHOD.
9. WIRE CAP LABEL WHICH IS PART OF THE WIRE CAP ASSEMBLY IS CODED FOR T568B WIRING SCHEME.
10. PART INCLUDES:  
MODULE HOUSING: ABS W/ UL94V-0 FLAME RATING.  
WIRE CAP ASSEMBLY: POLYCARBONATE W/ UL94V-0 FLAME RATING.
11. WEIGHT: 1.53 LBS/ 100 PCS (695 g/ 100 PCS).
12. DIMENSIONS IN [ ] ARE METRIC.
13. ALL MATERIALS AND COMPONENTS USED MEET THE LATEST RoHS REQUIREMENTS.



WIRE CAP  
SHOWN  
IN "LEFT"  
DIRECTION



WIRE CAP  
SHOWN  
IN "RIGHT"  
DIRECTION

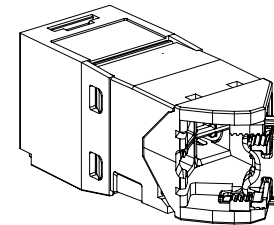


TABLE 1: PACKAGE TYPE AND TERMINATION TOOL

PART NUMBER	PACKAGED QUANTITY	TERMINATION TOOL: TGSJT
CJLR688TG**	INDIVIDUAL PACKAGED, 50 PER CARTON	INCLUDED (1 PER CARTON OF 50 PARTS)
CJLR688TG**-24	BULK PACKAGED, 24 PER BAG	INCLUDED (1 PER BAG OF 24 PARTS)

PART NUMBER		SEE TABLE 1	
TITLE			
<b>MINI-COM™ CATEGORY 6 JACK MODULE WITH LEFT/RIGHT WIRE CAP ASSEMBLY</b> CUSTOMER DRAWING			
ITEM REVISION NAME		00153LAJ/01	
DATASET FILE NAME		00153LAJ_DC02/01B	
		THIRD ANGLE PROJECTION	
MATERIAL		SEE NOTE 10	
DRAWING NUMBER		00153LAJ-02	
DRAWN BY	DATE	CHK	SCALE
BJN	4-4-18	DCS	FULL
SHEET 1 OF 1			SIZE A

REV	DATE	BY	CHK	APR	DESCRIPTION	ECN
2	10-16-18	BJN	DCS	TMBA	UPDATED NOTES; ADDED TABLE 1	00153LAJ-02