
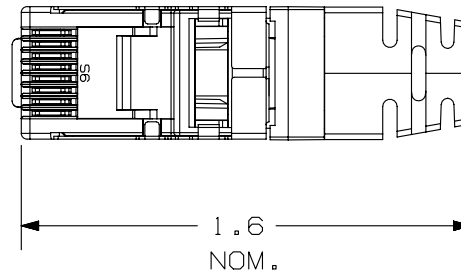
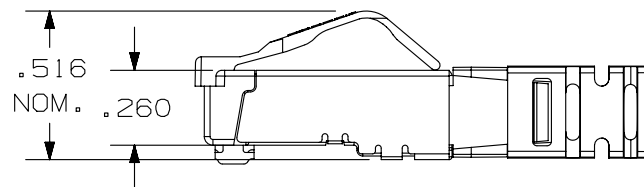
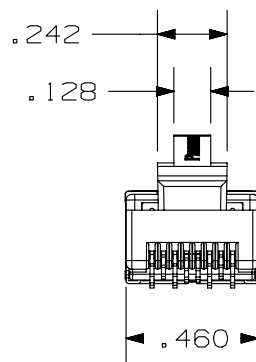


THIS COPY IS PROVIDED ON A RESTRICTED BASIS AND IS NOT TO BE USED IN ANY WAY DETRIMENTAL TO THE INTERESTS OF PANDUIT CORP.

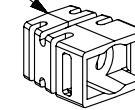
PANDUIT P/N	WEIGHT
SPS688-C	.743 LB/100 PCS (337 g/100 PCS)

NOTES:

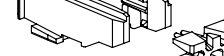
1. MATERIAL: HOUSING, LOAD BAR, DIVIDER, STRAIN COLLAR -  THERMOPLASTIC UL94V-0 RATED; STRAIN RELIEF BOOT - TPE-UL94-HB RATED; CONTACT TERMINAL - PHOSPHOR BRONZE ELECTRO-POLISHED AND PLATED WITH .000050" MIN. GOLD IN MATING AREA, GOLD FLASH OVER REMAINDER, .000100" MIN. NICKEL UNDERPLATE; SHIELD - CARTRIDGE BRASS WITH NICKEL PLATING.
2. PLUG ACCEPTS 4 PAIR CABLE .225-.250" DIA. WITH 24-26 AWG CONDUCTOR WITH A MAXIMUM INSULATOR DIAMETER OF .040".
3. MEETS DIMENSIONAL REQUIREMENTS OF FCC PART 68 AND IEC 60603-7. ALL DIMENSIONS MAXIMUM UNLESS OTHERWISE SPECIFIED.
4. TERMINATED CONTACT HEIGHT DIMENSION: .237±.005".
5. PACKAGE QUANTITY= 100
6. RATED FOR 2500 MATING CYCLES.
7. UL AND CSA LISTED.



STRAIN RELIEF BOOT
(BLACK)



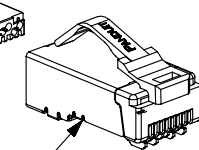
STRAIN COLLAR



DIVIDER



LOAD BAR



SHIELDED PLUG HOUSING
W/CONTACTS

PART NUMBER

SPS688-C

TITLE

CATEGORY 6 SHIELDED MODULAR PLUG

CUSTOMER DRAWING

ITEM REVISION NAME

M02085BA/27

DATASET FILE NAME

M02085BA-DC02/27C

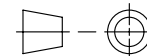
UNLESS OTHERWISE SPECIFIED,
DIMENSIONAL TOLERANCES ARE: IN [mm]

.X ±

.XXX ± .010 [.3]

.XX ± .03 [.8]

ANGLES ±



THIRD ANGLE
PROJECTION

MATERIAL:

SEE NOTES

DRAWING NUMBER:

02085-02

DRAWN BY

DATE

MDJR 11-30-04

CHK

PBD

SCALE

NONE

SHT 1 OF 1

SIZE

A

REV	DATE	BY	CHK	APR	DESCRIPTION	ECN
4	9/26/14	MDJR	REFR	TMBA	A. BOOT MATERIAL WAS PTE.	02085-02
3	3/21/14	JSP	REFR	EJH	REVISED AND REDRAWN, PREVIOUS REVISIONS HAVE BEEN OMITTED.	02085-02