

# Mini-Com™ 45mm x 45mm Adapters and Adapter Kits

## specifications

45mm x 45mm adapters shall be available in various ports and style configurations including spring-shuttered doors that protect connectors from dust and debris when not in use, and a sloped design for bend radius control. Adapters shall be compatible with standard 45mm x 45mm openings. Mounting tabs allow adapters to mount sideways when required. All adapters shall accept Mini-Com™ Modules for copper, fibre, and audio/video installations.



## technical information

<b>Mounting options:</b>	Adapters snap into standard 45mm x 45mm faceplate openings
<b>Number of ports:</b>	1-port and 2-port configuration
<b>Packaging:</b>	Adapter kits include CBAFW plus the designated insert; select kits include labels and label covers Adapters include a dedicated single piece product; select adapters include labels and label covers

## key features and benefits

<b>Modular:</b>	Accepts all Mini-Com™ Modules, which snap in and out for easy moves, adds, and changes
<b>Shuttered feature:</b>	Select adapters include spring-shuttered doors to prevent dust and debris from touching contacts when patch cords are not connected
<b>Labels and label covers:</b>	Select adapters include a label pocket and icon slots to meet TIA-606-B labelling standards
<b>Mounting flexibility:</b>	Mounting tabs allow product to securely mount sideways when required
<b>Sloped design:</b>	Select adapters are sloped, allowing proper bend radius control

## applications

Panduit™ Mini-Com™ adapters offer an aesthetic solution that complements work areas while offering modularity for installation flexibility. Mini-Com™ Adapters support all Mini-Com™ copper, fibre, and audio/video applications.

As part of a global workstation outlet solution offered by Panduit, Mini-Com™ 45mm x 45mm Adapters mount to FAF80AW and to select industry standard frames that have a 45mm x 45mm opening. Panduit 45mm x 45mm adapters and adapter kits offer a variety of features: spring-shuttered doors to protect connections from dust and debris; single- or dual-port density; labelling and icon options; and sloped design for bend radius control.

### Adapter Kits (Frame and ½-Size Insert)

**Frame with  
2-port flat insert:** CFPFF2AW\*

**Frame with  
1-port sloped,  
shuttered insert:** CFPFS1SAW

**Frame with  
2-port  
sloped insert:** CFPFS2AW\*

**Frame with  
2-port sloped,  
shuttered insert:** CFPFS2SAW\*

**Frame with  
2-port sloped,  
shuttered insert  
with labels:** CFP45LS2SAW\*

### 45mm x45mm Adapters (One-Piece Design)

**45mm x 45mm  
frame:** CBAFW\*

**1-port sloped,  
shuttered with  
label and  
icon slots:** CFPFLS1SAW\*

**2-port sloped,  
shuttered  
with label and  
icon slots:** CFPFLS2SAW\*

### 22.5mm x 45mm Adapter

**1-port shuttered:** CFA1FSAW\*-X

### Faceplate Frame

**80mm x 80mm with  
45mm x 45mm  
opening:** FAF80AW

### Modules

All adapters can be used with Mini-Com™ Modules for copper, fibre, or audio/video applications. Visit [www.panduit.com](http://www.panduit.com) for the complete selection. Shuttered adapters are not suitable for use with any audio/video or fibre connector module that protrudes beyond the face of the insert.

### Icons:

**Icons, phone:** CIP^~C  
**Icons, data:** CID^~C

### Labels:

See table on page 2

\*Are available in AW (Arctic White) and BL (Black). Visit [www.panduit.com](http://www.panduit.com) or contact customer service for availability of other colours.

^To designate colour, replace ^ with colour designation: AW (Arctic White), IG (International Grey), BL (Black), EI (Electric Ivory), WH (White), IW (Off White), BU (Blue), GR (Green), OR (Orange), RD (Red), VL (Violet), or YL (Yellow).

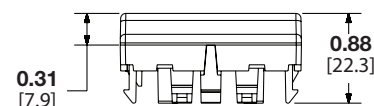
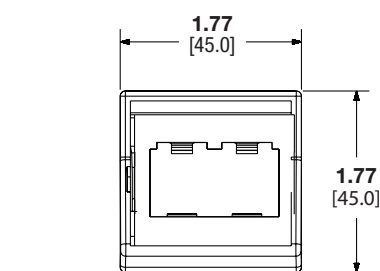
# Mini-Com™ 45mm x 45mm Adapters and Adapter Kits

## Label options

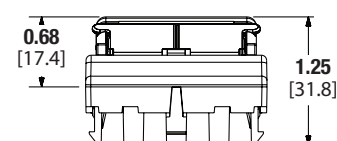
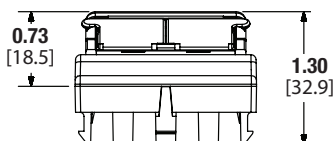
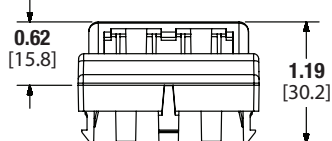
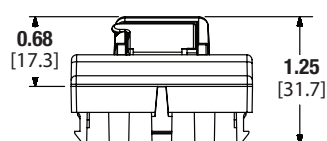
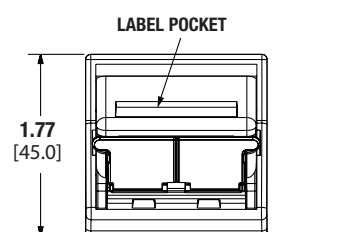
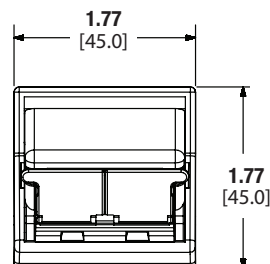
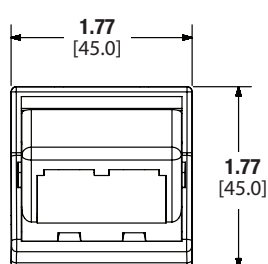
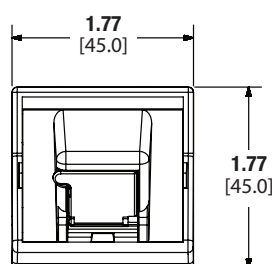
	Individual labels w/covers	Laser/Ink Jet Desktop Printer label	TDP43ME Thermal Transfer Desktop Printer label	PanTher™ LS8E Hand-Held Printer label
CFPFLS1SAW CFPFLS2SAW	RL505BK-X	C150X030Y1J	C150X030Y1T	C150X030Y1C
CFP45LS2SAW	–	–	–	UMLS8BW
CFA1FSAW-X	–	–	T031X000FJT‡	–
CFPFF2AW CFPFS2AW CFPFS2SAW	–	C125X030FJJ*	T031X000FJT‡	C125X030FJC*
CFPFS1SAW	–	C061X030FJJ*	T031X000FJT‡	C061X030FJC*

\*adhesive

‡ do not remove liner for non-adhesive



CFPFF2AW

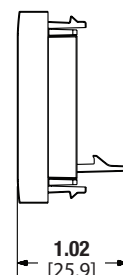
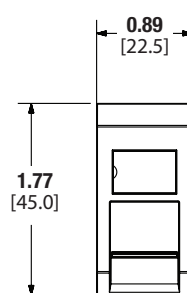
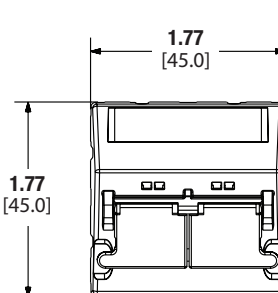
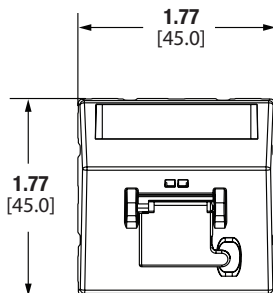
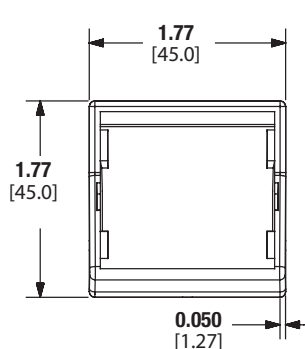


CFPFS1SAW

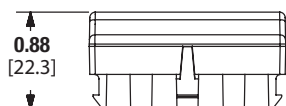
CFPFS2AW

CFPFS2SAW

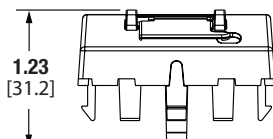
CFP45LS2SAW



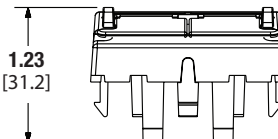
CFA1FSAW-X



CBAW



CFPFLS1SAW



CFPFLS2SAW

Dimensions are in inches. [Dimensions in brackets are metric].

### WORLDWIDE SUBSIDIARIES AND SALES OFFICES

PANDUIT CANADA  
Markham, Ontario  
cs-cdn@panduit.com  
Phone: 800.777.3300

PANDUIT EUROPE LTD.  
London, UK  
cs-emea@panduit.com  
Phone: 44.20.8601.7200

PANDUIT SINGAPORE PTE. LTD.  
Republic of Singapore  
cs-ap@panduit.com  
Phone: 65.6305.7575

PANDUIT JAPAN  
Tokyo, Japan  
cs-japan@panduit.com  
Phone: 81.3.6863.6000

PANDUIT LATIN AMERICA  
Guadalajara, Mexico  
cs-la@panduit.com  
Phone: 52.33.3777.6000

PANDUIT AUSTRALIA PTY. LTD.  
Victoria, Australia  
cs-aus@panduit.com  
Phone: 61.3.9794.9020

For a copy of Panduit product warranties, log on to [www.panduit.com/warranty](http://www.panduit.com/warranty)

For more information

Visit us at [www.panduit.com](http://www.panduit.com)

Contact Customer Service by email: [cs@panduit.com](mailto:cs@panduit.com)  
or by phone: 800.777.3300 and reference OTSP28

**PANDUIT™**

©2017 Panduit Corp.  
ALL RIGHTS RESERVED.  
OTSP28--WW-ENG  
3/20/2017