



MPT 1,5/S-PE

Order No.: 3248110

<http://catalog.phoenixcontact.net/phoenix/treeViewClick.do?UID=3248110>

Mini ground terminal block, Connection method: Push-in connection,
Cross section: 0.14 mm² - 1.5 mm², AWG: 26 - 14, Width: 3.5 mm,
Color: green-yellow, Mounting type: NS 15

Commercial data

EAN	
sales group	A613
Pack	50 Pcs.
Customs tariff	85369010
Gross weight in pieces	0.003889 KG
Net weight per piece	0.003889 KG
Catalog page information	Page 177 (C-3-2013)

Product notes

WEEE/RoHS-compliant since:
12/02/2011



<http://www.download.phoenixcontact.com>
Please note that the data given here has been taken from the online catalog. For comprehensive information and data, please refer to the user documentation. The General Terms and Conditions of Use apply to Internet downloads.

Technical data

General

Number of levels	1
Number of connections	2
Color	green-yellow
Insulating material	PA
Inflammability class according to UL 94	V0

Area of application	Railway industry
	Mechanical engineering
	Plant engineering

General

Rated surge voltage	6 kV
Pollution degree	3
Surge voltage category	III
Insulating material group	I
Connection in acc. with standard	IEC 60947-7-2
Open side panel	ja
Shock protection test specification	DIN EN 50274 (VDE 0660-514):2002-11
Back of the hand protection	guaranteed
Finger protection	guaranteed
Test specification, oscillation, broadband noise	DIN EN 50155 (VDE 0115-200):2008-03
Test spectrum	Service life test category 2, bogie mounted
Test frequency	$f_1 = 5 \text{ Hz}$ to $f_2 = 250 \text{ Hz}$
ASD level	$6.12 \text{ (m/s}^2\text{)}^2/\text{Hz}$
Acceleration	3.12g
Test duration per axis	5 h
Test directions	X-, Y- and Z-axis
Oscillation, broadband noise test result	Test passed
Test specification, shock test	DIN EN 50155 (VDE 0115-200):2008-03
Shock form	Half-sine
Acceleration	30g
Shock duration	18 ms
Number of shocks per direction	3
Test directions	X-, Y- and Z-axis (pos. and neg.)
Shock test result	Test passed
Temperature index, insulating material (DIN EN 60216-1 (VDE 0304-21))	130 °C
Static insulating material application in cold	-60 °C

Dimensions

Width	3.5 mm
Length	33.55 mm
Height NS 15	28.1 mm

Connection data

Connection in acc. with standard	IEC 60947-7-2
Connection method	Push-in connection
Conductor cross section solid min.	0.14 mm ²
Conductor cross section solid max.	1.5 mm ²
Conductor cross section AWG/kcmil min.	26
Conductor cross section AWG/kcmil max	14
Conductor cross section stranded min.	0.14 mm ²
Conductor cross section stranded max.	1.5 mm ²
Min. AWG conductor cross section, stranded	26
Max. AWG conductor cross section, stranded	14
Conductor cross section stranded, with ferrule without plastic sleeve min.	0.14 mm ²
Conductor cross section stranded, with ferrule without plastic sleeve max.	1.5 mm ²
Conductor cross section stranded, with ferrule with plastic sleeve min.	0.14 mm ²
Conductor cross section stranded, with ferrule with plastic sleeve max.	1 mm ²
Stripping length	8 mm
Internal cylindrical gage	A1 / B1

Certificates / Approvals



Certification

CSA, cULus Recognized, BV

Certifications applied for:

Certification Ex:

Accessories

Item	Designation	Description
------	-------------	-------------

Assembly

1413227	ATP-MBK	Partition plate, Length: 42.5 mm, Width: 2.5 mm, Height: 41 mm, Color: gray
---------	---------	---

3022263	CLIPFIX 15	Snap-on end bracket, to be snapped onto NS 15 DIN rail
1401763	NS 15 AL PERF 2000MM	DIN rail, material: Aluminum, perforated, height 5.5 mm, width 15 mm, length: 2 m
1401682	NS 15 PERF 2000MM	DIN rail, material: steel galvanized and passivated with a thick layer, perforated, height 5.5 mm, width 15 mm, length: 2000 mm
1401695	NS 15 UNPERF 2000MM	DIN rail, material: Steel, unperforated, height 5.5 mm, width 15 mm, length: 2 m
1204096	NS 15 WH PERF 2000MM	DIN rail, material: steel, perforated, height 5.5 mm, width 15 mm, length: 2 m

Connector/Adapter

0201731	MPS-IH BK	Insulating sleeve, Color: black
0201689	MPS-IH BU	Insulating sleeve, Color: blue
0201702	MPS-IH GN	Insulating sleeve, Color: green
0201728	MPS-IH GY	Insulating sleeve, Color: gray
0201676	MPS-IH RD	Insulating sleeve, Color: red
0201663	MPS-IH WH	Insulating sleeve, Color: white
0201692	MPS-IH YE	Insulating sleeve, Color: yellow
0201744	MPS-MT	Test plugs, Color: silver

General

3248120	D-MPT 1,5/S	End cover, Length: 33.6 mm, Width: 2.2 mm, Height: 22.3 mm, Color: gray
---------	-------------	---

Marking

0829486	UCT-TMF 3,5	Marker for terminal blocks, Sheet, white, unlabeled, can be labeled with: THERMOMARK CARD, BLUEMARK CLED, BLUEMARK LED, Mounting type: Snap into flat marker groove, for terminal block width: 3.5 mm, Lettering field: 2.7 x 4.7 mm
0829644	UCT-TMF 3,5 CUS	Marker for terminal blocks, can be ordered: by sheet, white, labeled according to customer specifications, Mounting type: Snap into flat marker groove, for terminal block width: 3.5 mm, Lettering field: 2.7 x 4.7 mm
0829394	ZBF 3,5 CUS	Zack Marker strip, flat, can be ordered: Strip, white, labeled according to customer specifications, Mounting type: Snap into flat marker groove, for terminal block width: 3.5 mm, Lettering field: 3.5 x 5.2 mm
0801406	ZBF 3,5,LGS:FORTL.ZAHLEN	Zack Marker strip, flat, Strip, white, labeled, Printed horizontally: Consecutive numbers 1 - 10, 11 - 20, etc. up to 91 - 100, Mounting type: Snap into flat marker groove, for terminal block width: 3.5 mm, Lettering field: 5.15 x 3.5 mm

0801407	ZBF 3,5,QR:FORTL.ZAHLEN	Zack Marker strip, flat, Strip, white, labeled, Printed vertically: Consecutive numbers 1 - 10, 11 - 20, etc. up to 91 - 100, Mounting type: Snap into flat marker groove, for terminal block width: 3.5 mm, Lettering field: 5.15 x 3.5 mm
0829392	ZBF 3,5:UNBEDRUCKT	Zack Marker strip, flat, Strip, white, unlabeled, can be labeled with: Plotter, Mounting type: Snap into flat marker groove, for terminal block width: 3.5 mm, Lettering field: 3.5 x 5.2 mm

Software

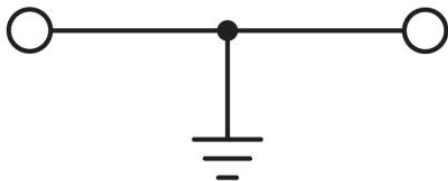
5146040	CLIP-PROJECT ADVANCED	Multilingual software for easy planning of Phoenix Contact on DIN rails together with the integrated TRABTECH-select software module for planning comprehensive surge protection concepts.
5146053	CLIP-PROJECT PROFESSIONAL	Multi-lingual software for terminal strip project planning. A marking module allows professional labeling of markers and labels for marking terminal blocks, conductors, cables and devices. The additionally integrated software module TRABTECH-select for planning comprehensive surge protection concepts.

Tools

1204504	SZF 0-0,4X2,5	Actuation tool, for ST terminal blocks, also suitable for use as a bladed screwdriver, size: 0.4 x 2.5 x 75 mm, 2-component grip, with non-slip grip
---------	---------------	--

Drawings

Circuit diagram



MPT 1,5/S-PE Order No.: 3248110

<http://catalog.phoenixcontact.net/phoenix/treeViewClick.do?UID=3248110>

Address

PHOENIX CONTACT Deutschland GmbH
Flachmarktstr. 8
32825 Blomberg, Germany
Phone +49 5235 3 12000
Fax +49 5235 3 41200
<http://www.phoenixcontact.com>



© 2014 Phoenix Contact
Technical modifications reserved;