

# CB TM2 16A M1 P


Order No.: 2800889

The figure shows the CB TM2 0.5A M1 P version




<http://catalog.phoenixcontact.net/phoenix/treeViewClick.do?UID=2800889>

Thermomagnetic device circuit breaker, 2-pos., tripping characteristic M1 (medium-blow), 2 PDT contacts, plug for base element.

Commercial data	
EAN	4  046356 690508
Note	Made-to-order
sales group	J712
Pack	1 Pcs.
Customs tariff	85362010
Gross weight in pieces	0.0678 KG
Net weight per piece	0.0678 KG
Catalog page information	Page 261 (C-6-2013)

**Product notes**

WEEE/RoHS-compliant since:  
06/22/2011



<http://www.download.phoenixcontact.com>  
Please note that the data given here has been taken from the online catalog. For comprehensive information and data, please refer to the user documentation. The General Terms and Conditions of Use apply to Internet downloads.

## Product description

Thermomagnetic device circuit breaker

## Technical data

General	
Installation instructions	When mounted in rows, the nominal device current can be limited to just 80% or must be overdimensioned accordingly.
Inflammability class according to UL 94	V0
Mounting type	On base element

Color	gray
Number of positions	2
Insulating material group	II
Pollution degree	2
<b>Electrical data</b>	
Fuse type	normal blow
Rated surge voltage	2.5 kV (Increased insulation in actuation area)
Rated voltage	240 V AC (U <sub>e</sub> according to IEC 60934)
	277 V AC (UL 1077)
	277 V AC (UL 508 - with plug-in base)
	80 V DC (IEC 60934)
	80 V DC (UL 1077)
	80 V DC (UL 508 - with plug-in base)
Rated current I <sub>n</sub>	16 A (IEC 60934)
	16 A AC (inductive load according to UL 1077)
	16 A DC (low-induction load according to UL 1077)
	16 A DC (low-induction load according to UL 508 - with plug-in base)
Rated insulation voltage U <sub>i</sub>	277 V AC (UL 1077)
	250 V AC (IEC 60934)
Insulation resistance R <sub>iso</sub>	> 100 MΩ (500 V DC)
Auxiliary circuit	277 V AC / 0.5 A (Low-induction)
	277 V AC / 1 A (Low-induction, maximum of 2000 cycles)
	50 V DC / 1 A (Low-induction)
Minimum auxiliary contact operating voltage	10 V
Maximum auxiliary contact operating voltage	240 V
	240 V
Minimum auxiliary contact operating current	10 mA
Maximum auxiliary contact operating current	1 A
Type of actuation	S type
Tripping method	TM (thermomagnetic)
Tripping level	Trip-free mechanism (positive)
Required backup fuse	≥ 64 A
Rated short-circuit switching capacity I <sub>cn</sub>	400 A (240 V AC)
	600 A (80 V DC)

Dielectric strength	3000 V AC (Actuation area)
	1500 V AC (Main to auxiliary circuit)
	1500 V AC (Open main circuit)
	1000 V AC (Open auxiliary circuit)
	1500 V AC (Position to position)
Voltage drop	0.13 V (at 1 x I <sub>n</sub> )
Cycles, max.	6000 (240 V AC/1 x I <sub>n</sub> )
	3000 (80 V DC/1 x I <sub>n</sub> )
Contact type	2 PDT

#### Dimensions

Height	45 mm
Width	24.6 mm
Depth	52 mm

#### Ambient conditions

Ambient temperature (operation)	-30 °C ... 60 °C
Ambient temperature (storage/transport)	-40 °C ... 80 °C
Degree of protection	IP30 (Actuation area)

#### Standards and Regulations

Standards/specifications	EN 60934
	UL 1077
	UL 508
	CSA 22.2 No. 235-041

#### Certificates / Approvals



Certification

cULus Recognized, VDE Zeichengenehmigung, GL

Certifications applied for:

Certification Ex:

**Accessories**

Item	Designation	Description
<b>Bridges</b>		
2801014	CB PT BRIDGE	Bridge plug for bridging contacts 1 to 2 for CB base elements
2801616	CB RC BRIDGE	Bridge plug for bridging contacts 11 to 14 for CB base elements
3030336	FBS 2-6	Plug-in bridge, Number of positions: 2, Color: red
3030242	FBS 3-6	Plug-in bridge, Number of positions: 3, Color: red
3030255	FBS 4-6	Plug-in bridge, Number of positions: 4, Color: red
3030349	FBS 5-6	Plug-in bridge, Number of positions: 5, Color: red
3030271	FBS 10-6	Plug-in bridge, Number of positions: 10, Color: red
3030365	FBS 20-6	Plug-in bridge, Number of positions: 20, Color: red
3032224	FBS 50-6	Plug-in bridge, Number of positions: 50, Color: red

<b>Marking</b>		
0825018	ZBF 12 CUS	Zack Marker strip, flat, can be ordered: Strip, white, labeled according to customer specifications, Mounting type: Snap into flat marker groove, for terminal block width: 12 mm, Lettering field: 5.15 x 12.15 mm
0809735	ZBF 12:UNBEDRUCKT	Zack Marker strip, flat, Strip, white, unlabeled, can be labeled with: Plotter, Mounting type: Snap into flat marker groove, for terminal block width: 12 mm, Lettering field: 5.15 x 12.15 mm

<b>Tools</b>		
1212124	CUTFOX-FBS	<b>Cutting tool</b> , for separating individual jumper bars from FBS ... plug-in bridges and EB ... insertion bridges

**Additional products**

Item	Designation	Description
<b>Base element</b>		
2801305	CB 1/10-1/10 UT-BE	Base element with screw connection technology for CB... device circuit breakers
2800929	CB 1/6-2/4 PT-BE	Base element with push-in connection technology for CB ... device circuit breakers

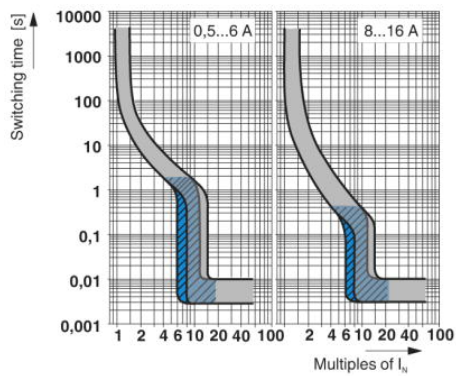
## Drawings

### Application drawing



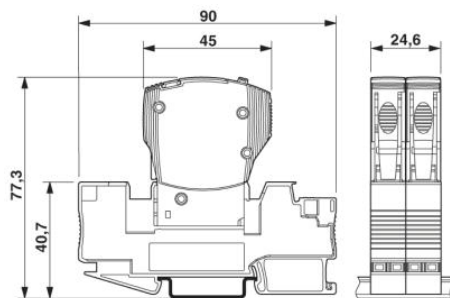
The figure shows the single-position versions

### Diagram



Trigger characteristic  
Gray: DC range, blue: AC range

### Dimensioned drawing



The figure shows the complete module consisting of a base element and connector

**Address**

PHOENIX CONTACT Deutschland GmbH  
Flachmarktstr. 8  
32825 Blomberg, Germany  
Phone +49 5235 3 12000  
Fax +49 5235 3 41200  
<http://www.phoenixcontact.com>



© 2014 Phoenix Contact  
Technical modifications reserved;