

SP 2,5/12


Order No.: 3040368

The illustration shows a 6-position version

<http://catalog.phoenixcontact.net/phoenix/treeViewClick.do?UID=3040368>

Plug, Connection method: Spring-cage connection, Number of positions: 12, Cross section: 0.08 mm² - 4 mm², AWG: 28 - 12, Width: 62.4 mm, Height: 39 mm, Color: gray

Commercial data

EAN	 4 017918 832896
sales group	A671
Pack	10 Pcs.
Customs tariff	85366990
Gross weight in pieces	0.03574 KG
Net weight per piece	0.03574 KG
Catalog page information	Page 416 (C-3-2013)

Product notes

WEEE/RoHS-compliant since:
01/01/2003

<http://www.download.phoenixcontact.com>
Please note that the data given here has been taken from the online catalog. For comprehensive information and data, please refer to the user documentation. The General Terms and Conditions of Use apply to Internet downloads.

Technical data

General

Number of levels	1
Number of connections	12
Color	gray
Insulating material	PA
Inflammability class according to UL 94	V0

General

Maximum load current	24 A (with 2.5 mm ² conductor cross section)
Rated surge voltage	6 kV
Pollution degree	3
Surge voltage category	III
Insulating material group	I
Connection in acc. with standard	IEC 61984
Maximum load current (lower level)	24 A
Additional text	with 4 mm ² conductor cross section
Nominal current I _N (lower level)	24 A
Nominal voltage U _N	500 V
Open side panel	nein
Number of positions	12

Dimensions

Width	62.4 mm
Length	15.8 mm
Height	39 mm

Connection data

Connection in acc. with standard	IEC 61984
Connection method	Spring-cage connection
Conductor cross section solid min.	0.08 mm ²
Conductor cross section solid max.	4 mm ²
Conductor cross section AWG/kcmil min.	28
Conductor cross section AWG/kcmil max	12
Conductor cross section stranded min.	0.08 mm ²
Conductor cross section stranded max.	2.5 mm ²
Min. AWG conductor cross section, stranded	28
Max. AWG conductor cross section, stranded	14
Conductor cross section stranded, with ferrule without plastic sleeve min.	0.14 mm ²
Conductor cross section stranded, with ferrule without plastic sleeve max.	2.5 mm ²
Conductor cross section stranded, with ferrule with plastic sleeve min.	0.14 mm ²
Conductor cross section stranded, with ferrule with plastic sleeve max.	2.5 mm ²

2 conductors with same cross section, stranded, TWIN ferrules with plastic sleeve, max.	0.5 mm ²
Stripping length	10 mm
Internal cylindrical gage	A3
Connection method	Plug connection

Certificates / Approvals



Certification

CSA, cULus Recognized, GOST, VDE Gutachten mit Fertigungsüberwachung, BV, DNV, GL, LR, RS, IECCEB CB Scheme

Certifications applied for:

Certification Ex:

Accessories

Item	Designation	Description
Assembly		
3040559	PR	Latching, Number of positions: 1, Color: orange
3040630	PR/2	Latching, Number of positions: 2, Color: orange
3040614	PRZ	Latching, Length: 3 mm, Width: 5.2 mm, Number of positions: 2, Color: orange
3040591	PSH 3- 6	Shield connection clamp, Color: black
3040601	PSH 5-10	Shield connection clamp, Color: black
3040627	PZ/2	Strain relief, Number of positions: 2, Color: black
3040643	PZ/4	Strain relief, Number of positions: 4, Color: black

Connector/Adapter

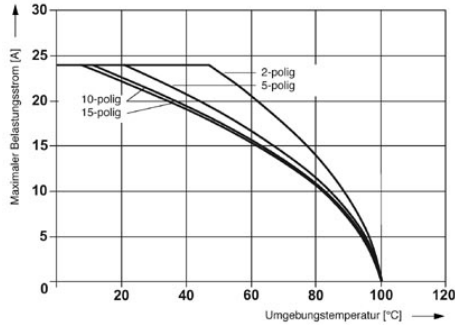
3002843	ISH 2,5/0,2	Insulating sleeve, Color: white
3002856	ISH 2,5/0,5	Insulating sleeve, Color: gray
3002869	ISH 2,5/1,0	Insulating sleeve, Color: black

General

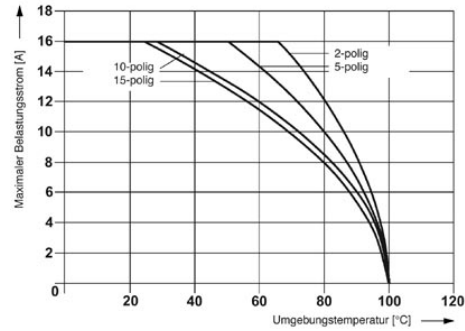
3040631	PRT/2	Latching, can only be released using a screwdriver, Number of positions: 2, Color: orange
---------	-------	-------------------------------------------------------------------------------------------

Drawings

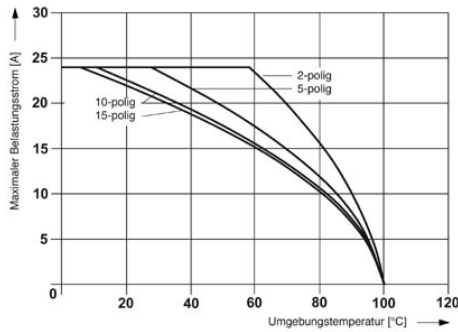
Diagram



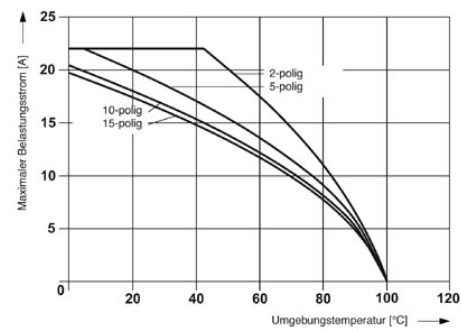
Derating curve for ST 2,5/ 1P, ST 2,5/ 2P, ST 2,5-TWIN/ 1P and for all plug versions SP... .



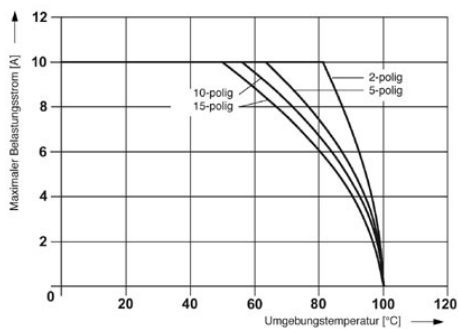
Derating curve for ST 2,5-TWIN-MT/1P, ST 2,5-TWIN-TG/1P and for all plug versions SP... .



Derating curve for ST 2,5-QUATTRO/2P, ST 2,5-QUATTRO/4P and for all plug versions SP... .



Derating curve for STTB 2,5/ 2P, STTB 2,5/ 2P-PV and for all plug versions SP... .



Derating curve for ST 2,5-4L/1P, ST 2,5-4L/2P and for all plug versions SP... .

Circuit diagram



Address

PHOENIX CONTACT Deutschland GmbH
Flachmarktstr. 8
32825 Blomberg, Germany
Phone +49 5235 3 12000
Fax +49 5235 3 41200
<http://www.phoenixcontact.com>



© 2014 Phoenix Contact
Technical modifications reserved;