

SP 2,5/ 5


Order No.: 3040290

The illustration shows a 6-position version

<http://catalog.phoenixcontact.net/phoenix/treeViewClick.do?UID=3040290>

Plug, Connection method: Spring-cage connection, Number of positions: 5, Cross section: 0.08 mm² - 4 mm², AWG: 28 - 12, Width: 26 mm, Height: 39 mm, Color: gray

Commercial data

| | |
|--------------------------|--|
| EAN |  4 017918 832827 |
| sales group | A671 |
| Pack | 50 Pcs. |
| Customs tariff | 85366990 |
| Gross weight in pieces | 0.01503 KG |
| Net weight per piece | 0.01503 KG |
| Catalog page information | Page 416 (C-3-2013) |

Product notes

WEEE/RoHS-compliant since:
01/01/2003

<http://www.download.phoenixcontact.com>
Please note that the data given here has been taken from the online catalog. For comprehensive information and data, please refer to the user documentation. The General Terms and Conditions of Use apply to Internet downloads.

Technical data

General

| | |
|---|------|
| Number of levels | 1 |
| Number of connections | 5 |
| Color | gray |
| Insulating material | PA |
| Inflammability class according to UL 94 | V0 |

General

| | |
|---|---|
| Maximum load current | 24 A (with 2.5 mm ² conductor cross section) |
| Rated surge voltage | 6 kV |
| Pollution degree | 3 |
| Surge voltage category | III |
| Insulating material group | I |
| Connection in acc. with standard | IEC 61984 |
| Maximum load current (lower level) | 24 A |
| Additional text | with 4 mm ² conductor cross section |
| Nominal current I _N (lower level) | 24 A |
| Nominal voltage U _N | 500 V |
| Open side panel | nein |
| Number of positions | 5 |
| Temperature index, insulating material (DIN EN 60216-1 (VDE 0304-21)) | 130 °C |
| Static insulating material application in cold | -60 °C |

Dimensions

| | |
|--------|---------|
| Width | 26 mm |
| Length | 15.8 mm |
| Height | 39 mm |

Connection data

| | |
|--|------------------------|
| Connection in acc. with standard | IEC 61984 |
| Connection method | Spring-cage connection |
| Conductor cross section solid min. | 0.08 mm ² |
| Conductor cross section solid max. | 4 mm ² |
| Conductor cross section AWG/kcmil min. | 28 |
| Conductor cross section AWG/kcmil max | 12 |
| Conductor cross section stranded min. | 0.08 mm ² |
| Conductor cross section stranded max. | 2.5 mm ² |
| Min. AWG conductor cross section, stranded | 28 |
| Max. AWG conductor cross section, stranded | 14 |
| Conductor cross section stranded, with ferrule without plastic sleeve min. | 0.14 mm ² |
| Conductor cross section stranded, with ferrule without plastic sleeve max. | 2.5 mm ² |

| | |
|---|----------------------|
| Conductor cross section stranded, with ferrule with plastic sleeve min. | 0.14 mm ² |
| Conductor cross section stranded, with ferrule with plastic sleeve max. | 2.5 mm ² |
| 2 conductors with same cross section, stranded, TWIN ferrules with plastic sleeve, max. | 0.5 mm ² |
| Stripping length | 10 mm |
| Internal cylindrical gage | A3 |
| Connection method | Plug connection |

Certificates / Approvals



Certification

CSA, cULus Recognized, GOST, VDE Gutachten mit Fertigungsüberwachung, BV, DNV, GL, LR, RS, IECCEB CB Scheme

Certifications applied for:

Certification Ex:

Accessories

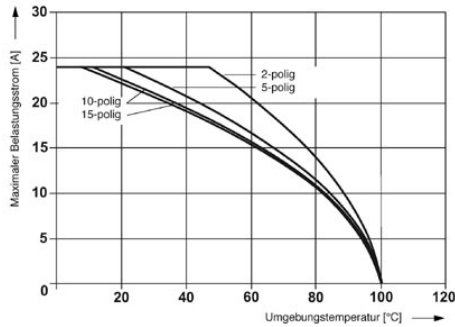
| Item | Designation | Description |
|--------------------------|-------------|--|
| Assembly | | |
| 3040559 | PR | Latching, Number of positions: 1, Color: orange |
| 3040630 | PR/2 | Latching, Number of positions: 2, Color: orange |
| 3040614 | PRZ | Latching, Length: 3 mm, Width: 5.2 mm, Number of positions: 2, Color: orange |
| 3040591 | PSH 3- 6 | Shield connection clamp, Color: black |
| 3040601 | PSH 5-10 | Shield connection clamp, Color: black |
| 3040627 | PZ/2 | Strain relief, Number of positions: 2, Color: black |
| 3040643 | PZ/4 | Strain relief, Number of positions: 4, Color: black |
| Connector/Adapter | | |
| 3002843 | ISH 2,5/0,2 | Insulating sleeve, Color: white |
| 3002856 | ISH 2,5/0,5 | Insulating sleeve, Color: gray |
| 3002869 | ISH 2,5/1,0 | Insulating sleeve, Color: black |

General

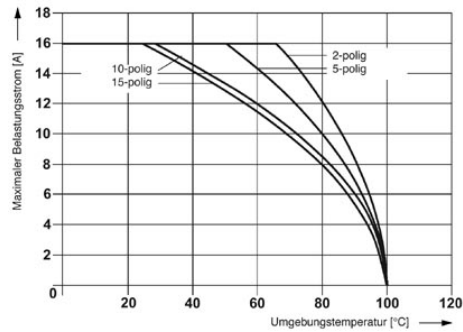
| | | |
|---------|-------|---|
| 3040631 | PRT/2 | Latching, can only be released using a screwdriver, Number of positions: 2, Color: orange |
|---------|-------|---|

Drawings

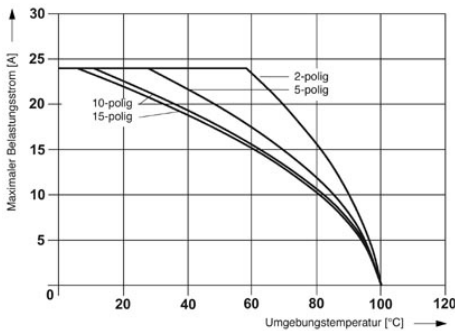
Diagram



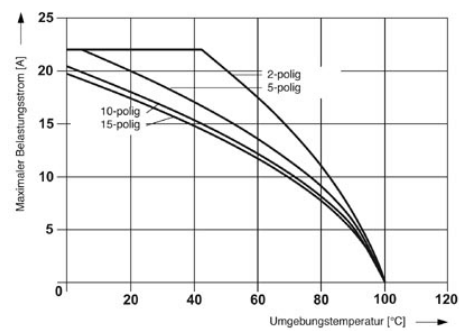
Derating curve for ST 2,5/ 1P, ST 2,5/ 2P, ST 2,5-TWIN/ 1P and for all plug versions SP... .



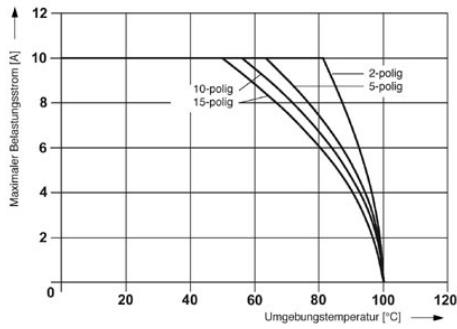
Derating curve for ST 2,5-TWIN-MT/1P, ST 2,5-TWIN-TG/1P and for all plug versions SP... .



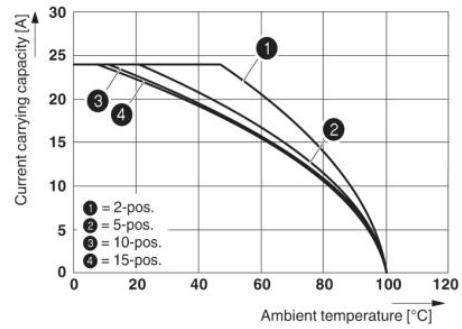
Derating curve for ST 2,5-QUATTRO/2P, ST 2,5-QUATTRO/4P and for all plug versions SP... .



Derating curve for STTB 2,5/ 2P, STTB 2,5/ 2P-PV and for all plug versions SP... .



Derating curve for ST 2,5-4L/1P, ST 2,5-4L/2P and for all plug versions SP... .



The figure shows the derating curve of the ST 2,5... terminal block in connection with the SP 2,5 plug

Circuit diagram



Address

PHOENIX CONTACT Deutschland GmbH
Flachmarktstr. 8
32825 Blomberg, Germany
Phone +49 5235 3 12000
Fax +49 5235 3 41200
<http://www.phoenixcontact.com>



© 2014 Phoenix Contact
Technical modifications reserved;