

SPB 2,5/ 2


Order No.: 3040119

The illustration shows a 6-position version



<http://catalog.phoenixcontact.net/phoenix/treeViewClick.do?UID=3040119>

Plug, Connection method: Spring-cage connection, Number of positions: 2, Cross section: 0.08 mm² - 4 mm², AWG: 28 - 12, Width: 10.4 mm, Height: 39 mm, Color: gray

Commercial data	
EAN	4 017918 832940 
sales group	A671
Pack	50 Pcs.
Customs tariff	85366990
Gross weight in pieces	0.00693 KG
Net weight per piece	0.00693 KG
Catalog page information	Page 418 (C-3-2013)

Product notes

WEEE/RoHS-compliant since:
01/01/2003



<http://www.download.phoenixcontact.com>
Please note that the data given here has been taken from the online catalog. For comprehensive information and data, please refer to the user documentation. The General Terms and Conditions of Use apply to Internet downloads.

Technical data	
General	
Number of levels	1
Number of connections	2
Color	gray
Insulating material	PA
Inflammability class according to UL 94	V0

General

Maximum load current	24 A (with 2.5 mm ² conductor cross section)
Rated surge voltage	6 kV
Pollution degree	3
Surge voltage category	III
Insulating material group	I
Connection in acc. with standard	IEC 61984
Maximum load current (lower level)	24 A
Additional text	with 4 mm ² conductor cross section
Nominal current I _N (lower level)	24 A
Nominal voltage U _N	500 V
Open side panel	nein
Number of positions	2

Dimensions

Width	10.4 mm
Length	20 mm
Height	39 mm

Connection data

Connection in acc. with standard	IEC 61984
Connection method	Spring-cage connection
Conductor cross section solid min.	0.08 mm ²
Conductor cross section solid max.	4 mm ²
Conductor cross section AWG/kcmil min.	28
Conductor cross section AWG/kcmil max	12
Conductor cross section stranded min.	0.08 mm ²
Conductor cross section stranded max.	2.5 mm ²
Min. AWG conductor cross section, stranded	28
Max. AWG conductor cross section, stranded	14
Conductor cross section stranded, with ferrule without plastic sleeve min.	0.14 mm ²
Conductor cross section stranded, with ferrule without plastic sleeve max.	2.5 mm ²
Conductor cross section stranded, with ferrule with plastic sleeve min.	0.14 mm ²
Conductor cross section stranded, with ferrule with plastic sleeve max.	2.5 mm ²

2 conductors with same cross section, stranded, TWIN ferrules with plastic sleeve, max.	0.5 mm ²
Stripping length	10 mm
Internal cylindrical gage	A3
Connection method	Plug connection

Certificates / Approvals



Certification

CSA, cULus Recognized, GOST, BV, DNV, GL, LR, RS

Certifications applied for:

Certification Ex:

Accessories

Item	Designation	Description
Assembly		
3040559	PR	Latching, Number of positions: 1, Color: orange
3040630	PR/2	Latching, Number of positions: 2, Color: orange
3040614	PRZ	Latching, Length: 3 mm, Width: 5.2 mm, Number of positions: 2, Color: orange
3040591	PSH 3- 6	Shield connection clamp, Color: black
3040601	PSH 5-10	Shield connection clamp, Color: black
3040627	PZ/2	Strain relief, Number of positions: 2, Color: black
3040643	PZ/4	Strain relief, Number of positions: 4, Color: black

Bridges

3030161	FBS 2-5	Plug-in bridge, Number of positions: 2, Color: red
3036877	FBS 2-5 BU	Plug-in bridge, Number of positions: 2, Color: blue
3038969	FBS 2-5 GY	Plug-in bridge, Number of positions: 2, Color: gray
3030174	FBS 3-5	Plug-in bridge, Number of positions: 3, Color: red
3036880	FBS 3-5 BU	Plug-in bridge, Number of positions: 3, Color: blue
3038972	FBS 3-5 GY	Plug-in bridge, Number of positions: 3, Color: gray
3030187	FBS 4-5	Plug-in bridge, Number of positions: 4, Color: red

3036893	FBS 4-5 BU	Plug-in bridge, Number of positions: 4, Color: blue
3038985	FBS 4-5 GY	Plug-in bridge, Number of positions: 4, Color: gray
3030190	FBS 5-5	Plug-in bridge, Number of positions: 5, Color: red
3036903	FBS 5-5 BU	Plug-in bridge, Number of positions: 5, Color: blue
3038998	FBS 5-5 GY	Plug-in bridge, Number of positions: 5, Color: gray
3030213	FBS 10-5	Plug-in bridge, Number of positions: 10, Color: red
3036916	FBS 10-5 BU	Plug-in bridge, Number of positions: 10, Color: blue
3039007	FBS 10-5 GY	Plug-in bridge, Number of positions: 10, Color: gray
3030226	FBS 20-5	Plug-in bridge, Number of positions: 20, Color: red
3036929	FBS 20-5 BU	Plug-in bridge, Number of positions: 20, Color: blue
3038671	FBS 20-5 GY	Plug-in bridge, Number of positions: 20, Color: gray
3038930	FBS 50-5	Plug-in bridge, Number of positions: 50, Color: red
3032114	FBS 50-5 BU	Plug-in bridge, Number of positions: 50, Color: blue
3032127	FBS 50-5 GY	Plug-in bridge, Number of positions: 50, Color: gray
3033702	FBSR 2-5	Plug-in bridge, Number of positions: 2, Color: red
3033710	FBSR 10-5	Plug-in bridge, Number of positions: 10, Color: red
3001591	FBSR 3-5	Plug-in bridge, Number of positions: 3, Color: red
3001592	FBSR 4-5	Plug-in bridge, Number of positions: 4, Color: red
3001593	FBSR 5-5	Plug-in bridge, Number of positions: 5, Color: red

Connector/Adapter

3002843	ISH 2,5/0,2	Insulating sleeve, Color: white
3002856	ISH 2,5/0,5	Insulating sleeve, Color: gray
3002869	ISH 2,5/1,0	Insulating sleeve, Color: black

Covers

3061444	DFS-SPB 2,5	Flange cover, Length: 35.8 mm, Width: 4.5 mm, Height: 24.7 mm, Color: gray
---------	-------------	--

General

3040631	PRT/2	Latching, can only be released using a screwdriver, Number of positions: 2, Color: orange
---------	-------	---

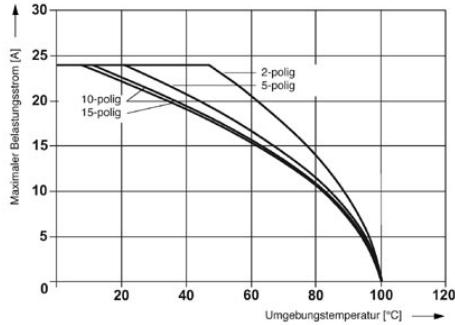
Marking

1051993	B-STIFT	Marker pen, for manual labeling of unprinted Zack strips, smear-proof and waterproof, line thickness 0.5 mm
0818153	UC-TMF 5	Marker for terminal blocks, Sheet, white, unlabeled, can be labeled with: BLUEMARK CLED, BLUEMARK LED, Plotter, Mounting type: Snap into flat marker groove, for terminal block width: 5.2 mm, Lettering field: 4.6 x 5.1 mm

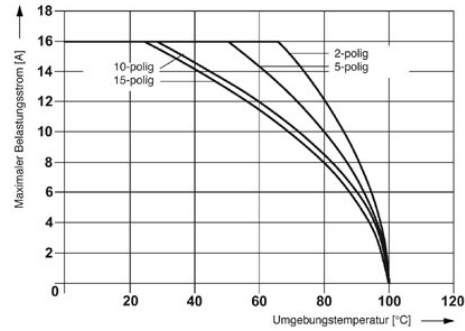
0824638	UC-TMF 5 CUS	Marker for terminal blocks, can be ordered: by sheet, white, labeled according to customer specifications, Mounting type: Snap into flat marker groove, for terminal block width: 5.2 mm, Lettering field: 4.6 x 5.1 mm
0828744	UCT-TMF 5	Marker for terminal blocks, Sheet, white, unlabeled, can be labeled with: THERMOMARK CARD, BLUEMARK CLED, BLUEMARK LED, Mounting type: Snap into flat marker groove, for terminal block width: 5.2 mm, Lettering field: 4.4 x 4.7 mm
0829658	UCT-TMF 5 CUS	Marker for terminal blocks, can be ordered: by sheet, white, labeled according to customer specifications, Mounting type: Snap into flat marker groove, for terminal block width: 5.2 mm, Lettering field: 4.4 x 4.7 mm
0811228	X-PEN 0,35	Marker pen without ink cartridge, for manual labeling of markers, labeling extremely wipe-proof, line thickness 0.35 mm
0825025	ZBF 5 CUS	Zack Marker strip, flat, can be ordered: Strip, white, labeled according to customer specifications, Mounting type: Snap into flat marker groove, for terminal block width: 5 mm, Lettering field: 5.15 x 5.15 mm
0808671	ZBF 5,LGS:FORTL.ZAHLEN	Zack Marker strip, flat, Strip, white, labeled, Printed horizontally: Consecutive numbers 1 - 10, 11 - 20, etc. up to 491 - 500, Mounting type: Snap into flat marker groove, for terminal block width: 5 mm, Lettering field: 5.15 x 5.15 mm
0810821	ZBF 5,LGS:GERADE ZAHLEN	Zack Marker strip, flat, Strip, white, labeled, Printed horizontally: Consecutive numbers 2 - 20, 22 - 40, etc. up to 82 - 100, Mounting type: Snap into flat marker groove, for terminal block width: 5 mm, Lettering field: 5.15 x 5.15 mm
0810863	ZBF 5,LGS:UNGERADE ZAHLEN	Zack Marker strip, flat, Strip, white, labeled, Printed horizontally: Odd numbers 1 - 19, 21 - 39, etc. up to 81 - 99, Mounting type: Snap into flat marker groove, for terminal block width: 5 mm, Lettering field: 5.15 x 5.15 mm
0808697	ZBF 5,QR:FORTL.ZAHLEN	Zack Marker strip, flat, Strip, white, labeled, Printed vertically: Consecutive numbers 1 - 10, 11 - 20, etc. up to 91 - 100, Mounting type: Snap into flat marker groove, for terminal block width: 5 mm, Lettering field: 5.15 x 5.15 mm
0808642	ZBF 5:UNBEDRUCKT	Zack Marker strip, flat, Strip, white, unlabeled, can be labeled with: Plotter, Mounting type: Snap into flat marker groove, for terminal block width: 5 mm, Lettering field: 5.1 x 5.2 mm

Drawings

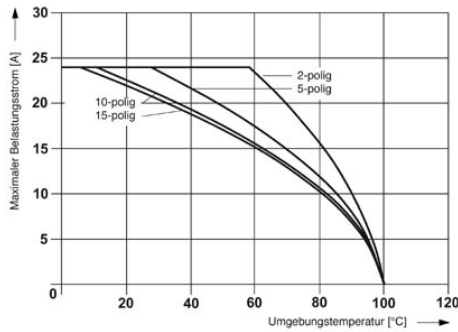
Diagram



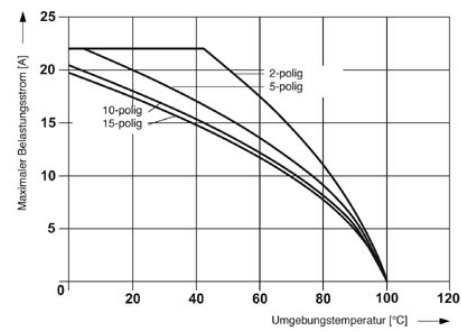
Derating curve for ST 2,5/ 1P, ST 2,5/ 2P, ST 2,5-TWIN/ 1P and for all plug versions SP... .



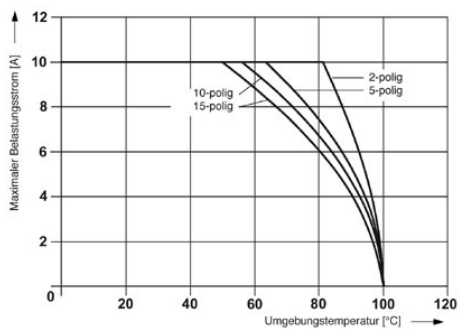
Derating curve for ST 2,5-TWIN-MT/1P, ST 2,5-TWIN-TG/1P and for all plug versions SP... .



Derating curve for ST 2,5-QUATTRO/2P, ST 2,5-QUATTRO/4P and for all plug versions SP... .



Derating curve for STTB 2,5/ 2P, STTB 2,5/ 2P-PV and for all plug versions SP... .



Derating curve for ST 2,5-4L/1P, ST 2,5-4L/2P and for all plug versions SP... .

Circuit diagram



Address

PHOENIX CONTACT Deutschland GmbH
Flachmarktstr. 8
32825 Blomberg, Germany
Phone +49 5235 3 12000
Fax +49 5235 3 41200
<http://www.phoenixcontact.com>



© 2014 Phoenix Contact
Technical modifications reserved;