


VIP-2/SC/PDM-2/48

Order No.: 2903717

<http://catalog.phoenixcontact.net/phoenix/treeViewClick.do?UID=2903717>

VARIOFACE module, with two equipotential busbars (P1, P2) for potential distribution, for mounting on NS 35 rails. Module width: 131.5 mm

Commercial data	
EAN	 4 046356 813778
sales group	I510
Pack	1 Pcs.
Customs tariff	85369010
Gross weight in pieces	0.2835 KG
Net weight per piece	0.2787 KG
Catalog page information	Page 548 (C-7-2013)

Product notes

WEEE/RoHS-compliant since:
01/11/2013

<http://www.download.phoenixcontact.com>
Please note that the data given here has been taken from the online catalog. For comprehensive information and data, please refer to the user documentation. The General Terms and Conditions of Use apply to Internet downloads.

Technical data	
Dimensions	
Width	131.5 mm
Height	65.5 mm
Depth	45.1 mm

Ambient conditions

Ambient temperature (operation)	-20 °C ... 50 °C
Ambient temperature (storage/transport)	-20 °C ... 70 °C

General

Nominal voltage U_N	250 V AC/DC
Max. current carrying capacity per branch	15 A
Total current	30 A (per potential)
Potential connections	Per potential(P1, P2) 2 power/24 distributor terminal blocks
Mounting position	any
Standards/regulations	EN 50178
Pollution degree	2
Surge voltage category	III

Connection data, supply

Conductor cross section solid min.	0.2 mm ²
Conductor cross section solid max.	6 mm ²
Conductor cross section stranded min.	0.2 mm ²
Conductor cross section stranded max.	4 mm ²
Conductor cross section AWG/kcmil min.	24
Conductor cross section AWG/kcmil max	10
Connection method	Screw connection
Stripping length	8 mm
Screw thread	M3

Connection data, distribution

Conductor cross section solid min.	0.2 mm ²
Conductor cross section solid max.	4 mm ²
Conductor cross section stranded min.	0.2 mm ²
Conductor cross section stranded max.	2.5 mm ²
Conductor cross section AWG/kcmil min.	24
Conductor cross section AWG/kcmil max	12
Connection method	Screw connection
Stripping length	8 mm
Screw thread	M3

Certificates / Approvals

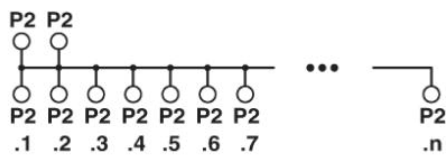
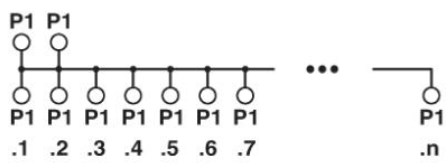
Certification

Certifications applied for:

Certification Ex:

Drawings

Circuit diagram



Address

PHOENIX CONTACT Deutschland GmbH
Flachmarktstr. 8
32825 Blomberg, Germany
Phone +49 5235 3 12000
Fax +49 5235 3 41200
<http://www.phoenixcontact.com>



© 2014 Phoenix Contact
Technical modifications reserved;