

# NBC-MR/ 2,0-94B/R4AC SCO US

Order No.: 1406112



<http://catalog.phoenixcontact.net/phoenix/treeViewClick.do?UID=1406112>

Network cable, Ethernet CAT5, Ethernet CAT5e, 8-position, PUR halogen-free, water blue RAL 5021, shielded, Plug angled M12 SPEEDCON / IP67, Coding: A, on Plug Straight RJ45 / IP20, Cable length: 2 m

Ethernet




## Product notes

WEEE/RoHS-compliant since:  
04/03/2012



## Commercial data

EAN	 4 046356 799379
Note	Made-to-order
sales group	D117
Pack	1 Pcs.
Customs tariff	85444210
Gross weight in pieces	0.2608 KG
Net weight per piece	0.255 KG

<http://www.download.phoenixcontact.com>  
Please note that the data given here has been taken from the online catalog. For comprehensive information and data, please refer to the user documentation. The General Terms and Conditions of Use apply to Internet downloads.

## Technical data

### Dimensions

Length of cable	2 m
-----------------	-----

### Ambient conditions

Degree of protection	IP65 (M12 connector)
----------------------	----------------------

	IP67 (M12 connector)
	IP20 (RJ45 connector)

#### General data

Rated current at 40°C	1 A
Rated voltage	30 V
Number of positions	8
Signal type/category	Ethernet CAT5 (IEC 11801:2002) Ethernet CAT5e (TIA 568B:2001)
Standards/regulations	M12 connector IEC 61076-2-101

#### Characteristics head 1

Head type	Plug angled M12 SPEEDCON / IP67
Coding	A (Standard)

#### Characteristics head 2

Head type	Plug Straight RJ45 / IP20
-----------	---------------------------

#### Cable

Cable type	Ethernet, flexible, CAT5e
Cable type (abbreviation)	94B
UL AWM style	20963 (80°C/30 V)
Signal type/category	Ethernet CAT5 (IEC 11801), 1 Gbps Ethernet CAT5e (TIA 568B), 1 Gbps
Cable structure	4x2xAWG26/7; SF/UTP
Conductor cross section	4x 2x 0.14 mm <sup>2</sup>
AWG signal line	26
Conductor structure signal line	7x 0.16 mm
Core diameter including insulation	0.96 mm
Wire colors	white/blue-blue, white/orange-orange, white/green-green, white/ brown-brown
Twisted pairs	2 cores to the pair
Overall twist	4 pairs for core
Shielding	Aluminum-coated foil, tinned copper braided shield
Optical shield covering	70 %
External sheath, color	water blue RAL 5021
Outer sheath thickness	1.05 mm
External cable diameter D	6.4 mm ±0.2 mm

Minimum bending radius, fixed installation	4 x D
Minimum bending radius, flexible installation	8 x D
Tensile strength short-term/long-term	≤ 100 N
Cable weight	47 kg/km
Outer sheath, material	PUR
Material conductor insulation	Foamed PE
Conductor material	Bare Cu litz wires
Insulation resistance	≥ 500 MΩ*km
Conductor resistance	≤ 290 Ω/km
Cable capacity	48 nF/km (At 1 kHz)
Wave impedance	100 Ω ±5 Ω (at 100 MHz)
Signal runtime	5.3 ns/m
Coupling resistance	≤ 100.00 mΩ/m (At 10 MHz)
Nominal voltage, cable	≤ 100 V
Test voltage Core/Core	700 V (50 Hz, 1 min.)
Test voltage Core/Shield	700 V (50 Hz, 1 min.)
Flame resistance	According to IEC 60332-1-2
Halogen-free	According to IEC 60754-1
Resistance to oil	according to EN 60811-2-1
Ambient temperature (operation)	-40 °C ... 80 °C (cable, fixed installation) -20 °C ... 80 °C (cable, flexible installation)
Ambient temperature (installation)	-20 °C ... 80 °C
Ambient temperature (storage/transport)	-20 °C ... 80 °C

### Certificates / Approvals



Certification

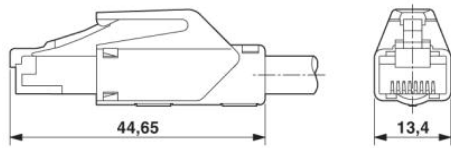
UL Listed

Certifications applied for:

Certification Ex:

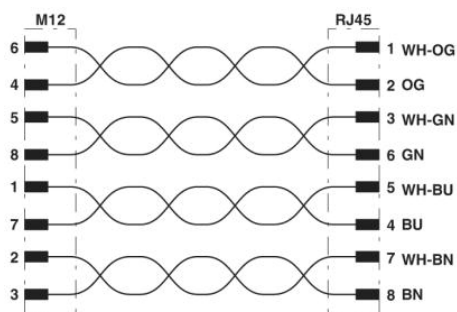
## Drawings

### Dimensioned drawing



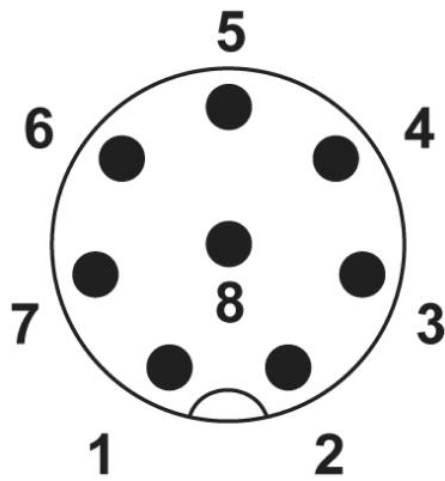
RJ45 connector, IP20

### Circuit diagram

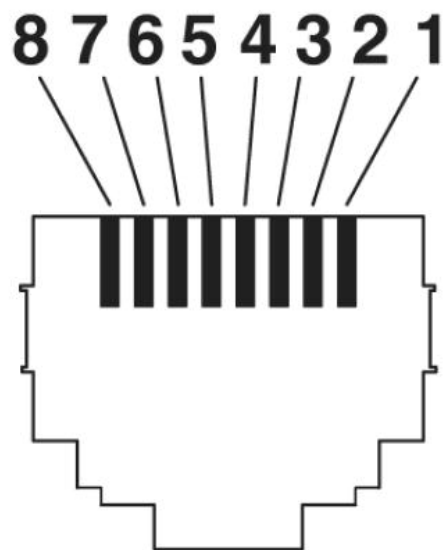


Contact assignment of the M12 and RJ45 plug

### Schematic diagram



Pin assignment M12 plug, 8-pos., A-coded, view plug side



Connector pin assignment plug RJ45

Ethernet, flexible, CAT5e [94B]



**Address**

PHOENIX CONTACT Deutschland GmbH  
Flachmarktstr. 8  
32825 Blomberg, Germany  
Phone +49 5235 3 12000  
Fax +49 5235 3 41200  
<http://www.phoenixcontact.com>



© 2014 Phoenix Contact  
Technical modifications reserved;