

# NBC-MRD/ 5,0-93E SCO US

Order No.: 1408734



<http://catalog.phoenixcontact.net/phoenix/treeViewClick.do?UID=1408734>


Network cable, Ethernet CAT5, Ethernet CAT5e, 4-position, PUR halogen-free, water blue RAL 5021, shielded, Plug angled M12 SPEEDCON / IP67, Coding: D, on free cable end, Cable length: 5 m

Ethernet



<http://www.download.phoenixcontact.com>  
Please note that the data given here has been taken from the online catalog. For comprehensive information and data, please refer to the user documentation. The General Terms and Conditions of Use apply to Internet downloads.

## Commercial data

EAN	 4 046356 828703
Note	Made-to-order
sales group	D117
Pack	1 Pcs.
Customs tariff	85444210
Gross weight in pieces	0.02222 KG
Net weight per piece	0.02222 KG

## Technical data

### Dimensions

Length of cable	5 m
-----------------	-----

### Ambient conditions

Degree of protection	IP65
	IP67

#### General data

Rated current at 40°C	4 A
Rated voltage	250 V
Number of positions	4
Signal type/category	Ethernet CAT5 (IEC 11801:2002) Ethernet CAT5e (TIA 568B:2001)
Standards/regulations	M12 connector IEC 61076-2-101

#### Characteristics head 1

Head type	Plug angled M12 SPEEDCON / IP67
Coding	D (Data)

#### Characteristics head 2

Head type	free cable end
-----------	----------------

#### Cable

Cable type	PUR ETHERNET 2x2 FLEX
Cable type (abbreviation)	93E
UL AWM style	20963 (80°C/30 V)
Signal type/category	Ethernet CAT5 (IEC 11801), 100 Mbps Ethernet CAT5e (TIA 568B), 100 Mbps
Cable structure	2x2xAWG26/7; SF/UTP
Conductor cross section	2x 2x 0.14 mm <sup>2</sup>
AWG signal line	26
Conductor structure signal line	7x 0.16 mm
Core diameter including insulation	0.98 mm
Wire colors	white/orange-orange, white/green-green
Twisted pairs	2 cores to the pair
Overall twist	Two pairs with two fillers to the core
Shielding	Aluminum-coated foil, tinned copper braided shield
Optical shield covering	70 %
External sheath, color	water blue RAL 5021
Outer sheath thickness	1.2 mm
External cable diameter D	6.4 mm ±0.2 mm
Minimum bending radius, fixed installation	4 x D
Minimum bending radius, flexible installation	8 x D
Tensile strength short-term/long-term	≤ 80N

Cable weight	42 kg/km
Outer sheath, material	PUR
Material conductor insulation	Foamed PE
Conductor material	Bare Cu litz wires
Insulation resistance	$\geq 500 \text{ M}\Omega \cdot \text{km}$
Conductor resistance	$\leq 290 \text{ }\Omega/\text{km}$
Cable capacity	approx. 45 nF/km (At 1 kHz)
Wave impedance	$100 \text{ }\Omega \pm 5 \text{ }\Omega$ (at 100 MHz)
Signal runtime	5.3 ns/m
Coupling resistance	$\leq 100.00 \text{ m}\Omega/\text{m}$ (At 10 MHz)
Nominal voltage, cable	$\leq 100 \text{ V}$
Test voltage Core/Core	700 V (50 Hz, 1 min.)
Test voltage Core/Shield	700 V (50 Hz, 1 min.)
Flame resistance	According to IEC 60332-1-2
Halogen-free	According to IEC 60754-1
Resistance to oil	in accordance with DIN EN 60811-2-1
Ambient temperature (operation)	-40 °C ... 80 °C (cable, fixed installation) -20 °C ... 80 °C (cable, flexible installation)
Ambient temperature (installation)	-20 °C ... 80 °C
Ambient temperature (storage/transport)	-20 °C ... 80 °C

### Certificates / Approvals

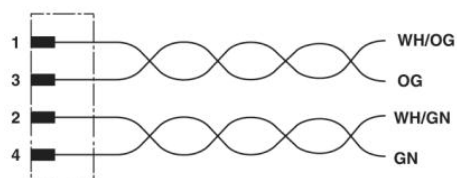
Certification

Certifications applied for:

Certification Ex:

### Drawings

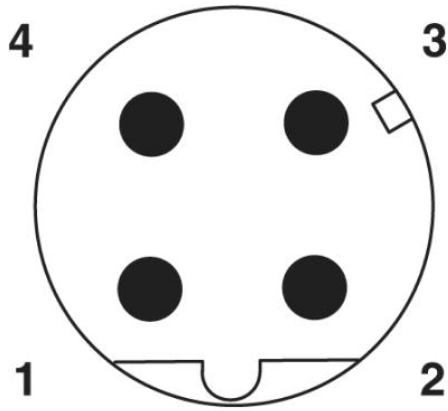
Circuit diagram




Contact assignment of the M12 plug

Schematic diagram

---



Pin assignment M12 male connector, 4-pos., D-coded, male side



PUR ETHERNET 2x2 FLEX [93E]

**Address**

PHOENIX CONTACT Deutschland GmbH  
Flachmarktstr. 8  
32825 Blomberg, Germany  
Phone +49 5235 3 12000  
Fax +49 5235 3 41200  
<http://www.phoenixcontact.com>



© 2014 Phoenix Contact  
Technical modifications reserved;