


# RF-12P1N8AWA00

Order No.: 1607236



<http://catalog.phoenixcontact.net/phoenix/treeViewClick.do?UID=1607236>

Device connector, front mounting, straight, Screw locking, M23, Number of positions: 12, Type of contact: Male connector, Crimp connection, Axial O-ring, 4xØ3,2, shielded: Yes

Commercial data	
EAN	 4 046356 174930
Note	Made-to-order
sales group	D300
Pack	1 Pcs.
Customs tariff	85366990
Gross weight in pieces	0.0329 KG
Net weight per piece	0.0329 KG
Catalog page information	Page 344 (C-2-2013)

### Product notes

WEEE/RoHS-compliant since:  
01/01/2003



<http://www.download.phoenixcontact.com>  
Please note that the data given here has been taken from the online catalog. For comprehensive information and data, please refer to the user documentation. The General Terms and Conditions of Use apply to Internet downloads.

Technical data	
<b>General</b>	
Note	Order information Order crimp contacts Ø 1 mm separately
Type of locking	Screw locking
Direction of rotation of contact chamber numbering	Standard
Coding	N
Contact connection method	Crimp connection

Type of contacts	Male connector
Number of positions	12
Contact diameter of power contacts	1 mm
Nominal current per power contact at 25°C	8 A
Mounting type	4xØ3,2

#### Ambient conditions

Ambient temperature	-20 °C ... 125 °C
Degree of protection	IP67

#### Material

Housing material	Turned parts: copper zinc alloy (CuZn), die-cast parts: zinc (GD-Zn)
Insulator material	PA 66
Gasket and O-ring material	FPM

#### Specifications according to DIN EN 61984:2001

Installation height max.	2000 m
Nominal / operating voltage of power contacts	150 V
Rated surge voltage of power contacts	2.5 kV
Surge voltage category of power contacts	III
Pollution degree of power contacts	3
Surge voltage category of signal contacts	III
Pollution degree of signal contacts	3

#### Certificates / Approvals



Certification

cULus Recognized

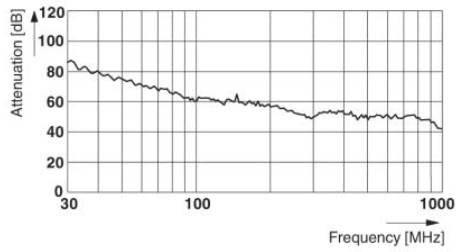
Certifications applied for:

Certification Ex:

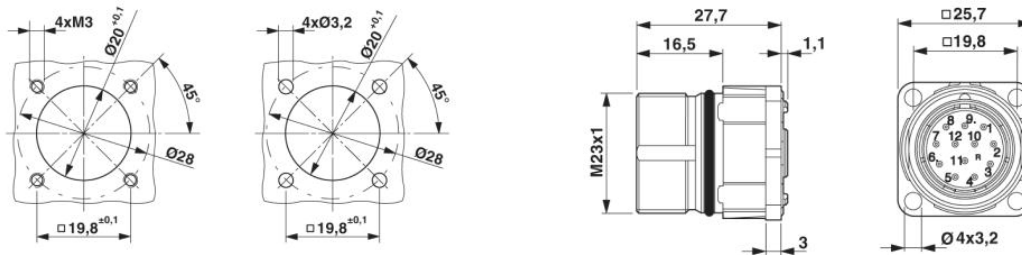
Accessories		
Item	Designation	Description
<b>General</b>		
1604225	RC-Z2059	Plastic dust protection cap for connectors with M23 external thread
1604228	RC-Z2062	Metal dust protection cap with steel wire for signal connectors with M23 knurled nuts
1604236	RC-Z2068	Metal dust protection cap with steel wire for signal connectors with M23 external thread
1611797	RC-Z2469	Plastic dust protection cap, anti-static, for RF, SF series connectors, with M23 external thread
1620624	RF-Z0017	Color-coding, Color: green
1620625	RF-Z0018	Color-coding, Color: orange
1620626	RF-Z0019	Color-coding, Color: black
1607355	SF-10KP004	Crimp contact, turned, Single contact, Contact diameter: 1 mm, Crimp range: 0.14 mm <sup>2</sup> ...0.5 mm <sup>2</sup>
1615961	SF-10KP320	Crimp contact, Rolled, Taped articles, Number of pieces per reel: 2500, Contact diameter: 1 mm, Crimp range: 0.06 mm <sup>2</sup> ...0.25 mm <sup>2</sup>
1615962	SF-10KP330	Crimp contact, Rolled, Taped articles, Number of pieces per reel: 10000, Contact diameter: 1 mm, Crimp range: 0.06 mm <sup>2</sup> ...0.25 mm <sup>2</sup>
1615963	SF-10KP350	Crimp contact, Rolled, Taped articles, Number of pieces per reel: 2500, Contact diameter: 1 mm, Crimp range: 0.2 mm <sup>2</sup> ...0.56 mm <sup>2</sup>
1615964	SF-10KP360	Crimp contact, Rolled, Taped articles, Number of pieces per reel: 10000, Contact diameter: 1 mm, Crimp range: 0.2 mm <sup>2</sup> ...0.56 mm <sup>2</sup>
1605554	SF-6AP2000	Crimp contact, turned, Single contact, Contact diameter: 1 mm, Crimp range: 0.25 mm <sup>2</sup> ...1 mm <sup>2</sup>
1605559	SF-6CP2000	Crimp contact, turned, Single contact, Contact diameter: 1 mm, Crimp range: 0.06 mm <sup>2</sup> ...0.25 mm <sup>2</sup>
1607449	SF-Z0019	Plastic dust protection cap with IP40 eye for connectors with M23 external thread, RF, SF series

## Drawings

### Diagram



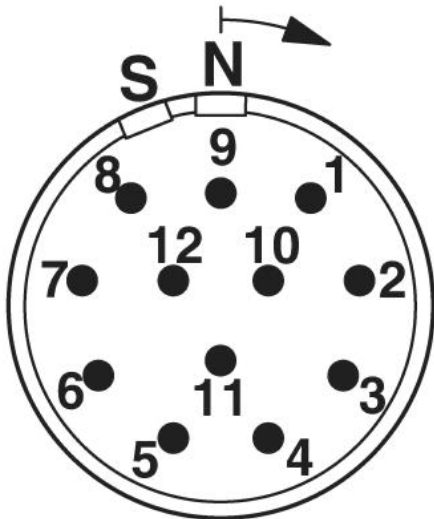
### Dimensioned drawing



Installation dimensions

Dimensional drawing

### Schematic diagram



**Address**

PHOENIX CONTACT Deutschland GmbH  
Flachmarktstr. 8  
32825 Blomberg, Germany  
Phone +49 5235 3 12000  
Fax +49 5235 3 41200  
<http://www.phoenixcontact.com>



© 2014 Phoenix Contact  
Technical modifications reserved;