

PSR-SCP-230UC/ESAM4/3X1/1X2/B


Order No.: 2901428

The figure shows the 230 V version.

<http://catalog.phoenixcontact.net/phoenix/treeViewClick.do?UID=2901428>

Safety relay for emergency stop and safety door monitoring up to SIL 3 or Cat. 4, PL e according to EN ISO 13849, single or two-channel operation, 3 enabling current paths, nominal input voltage of 230 V AC/DC, plug-in screw terminal blocks



Commercial data	
EAN	 4 046356 592062
sales group	G504
Pack	1 Pcs.
Customs tariff	85371099
Gross weight in pieces	0.2424 KG
Net weight per piece	0.2424 KG
Catalog page information	Page 71 (C-8-2013)

Product notes

WEEE/RoHS-compliant since:
01/07/2011

<http://www.download.phoenixcontact.com>
Please note that the data given here has been taken from the online catalog. For comprehensive information and data, please refer to the user documentation. The General Terms and Conditions of Use apply to Internet downloads.

Technical data	
Dimensions	
Width	22.5 mm
Height	99 mm
Depth	114.5 mm

Ambient conditions

Ambient temperature (operation)	-25 °C ... 55 °C
Ambient temperature (storage/transport)	-40 °C ... 85 °C
Max. permissible relative humidity (operation)	75 %
Max. permissible humidity (storage/transport)	75 %

Input data

Nominal input voltage U_N	230 V AC/DC
Input voltage range in reference to U_N	0.85 ... 1.1
Typical input current at U_N	22 mA
Voltage at input/start and feedback circuit	~ 24 V DC
Typical response time	40 ms (man. start)
Typical pick-up time	330 ms (when controlled via A1)
Typical release time	150 ms (when controlled via A1)
	20 ms (when controlled via S11/S12 and S21/S22)
Concurrence input 1/2	Infinite
Recovery time	1 s
Status display	Green LED
Maximum switching frequency	0.5 Hz
Max. permissible overall conductor resistance	50 Ω

Output data

Contact type	3 enabling current paths
	1 signaling current path
Contact material	AgSnO ₂ , + 0.2 μ m Au
Minimum switching voltage	10 V AC/DC
Maximum switching voltage	250 V AC/DC
Limiting continuous current	6 A (N/O contact)
	5 A (N/C contact)
Inrush current, minimum	10 mA
Maximum inrush current	6 A
Sq. Total current	72 A ² ($I_{TH}^2 = I_1^2 + I_2^2 + I_3^2$)

Interrupting rating (ohmic load) max.	144 W (24 V DC, $\tau = 0$ ms)
	230 W (48 V DC, $\tau = 0$ ms)
	68 W (110 V DC, $\tau = 0$ ms)
	88 W (220 V DC, $\tau = 0$ ms)
	2000 VA (250 V AC, $\tau = 0$ ms)
Maximum interrupting rating (inductive load)	48 W (24 V DC, $\tau = 40$ ms)
	40 W (48 V DC, $\tau = 40$ ms)
	35 W (110 V DC, $\tau = 40$ ms)
	33 W (220 V DC, $\tau = 40$ ms)
Switching capacity min.	100 mW
Output fuse	10 A gL/gG NEOZED (N/O contact)
	6 A gL/gG NEOZED (N/C contact)

General

Relay type	Electromechanically forcibly guided, dust-proof relay.
Mechanical service life	Approx. 10^7 cycles
Mounting type	DIN rail mounting
Degree of protection	IP20
Min. degree of protection of inst. location	IP54
Mounting position	any
Category according to EN 13849-1	4
Stop category	0 (undelayed contacts)
Designation	Air and creepage distances between the power circuits
Standards/regulations	DIN EN 50178/VDE 0160
Rated surge voltage / insulation	4 kV / basic insulation (safe isolation, reinforced insulation, and 6 kV between A1-A2/logic/enabling and signaling current paths)
Rated insulation voltage	250 V AC
Pollution degree	2
Surge voltage category	III

Connection data

Conductor cross section solid min.	0.2 mm ²
Conductor cross section solid max.	2.5 mm ²
Conductor cross section stranded min.	0.2 mm ²
Conductor cross section stranded max.	2.5 mm ²
Conductor cross section AWG/kcmil min.	24
Conductor cross section AWG/kcmil max	12

Connection method	Screw connection
-------------------	------------------

Certificates / Approvals



Certification

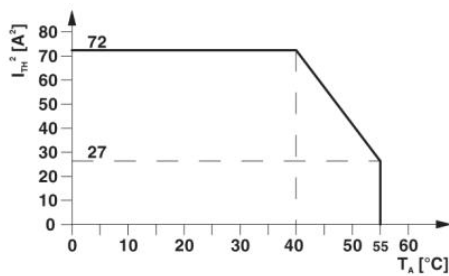
cULus Listed, GOST, Functional Safety

Certifications applied for:

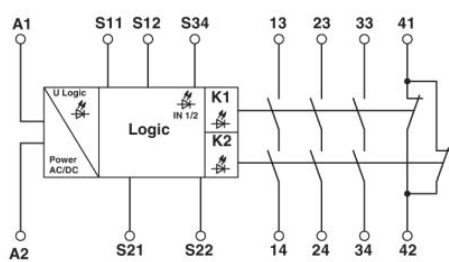
Certification Ex:

Drawings

Diagram



Circuit diagram



Address

PHOENIX CONTACT Deutschland GmbH
Flachmarktstr. 8
32825 Blomberg, Germany
Phone +49 5235 3 12000
Fax +49 5235 3 41200
<http://www.phoenixcontact.com>



© 2014 Phoenix Contact
Technical modifications reserved;