

REL-IR/L- 24AC/4X21AU


Order No.: 2834122

The figure shows version: REL-IR/L-230AC/4X21 AU



<http://catalog.phoenixcontact.net/phoenix/treeViewClick.do?UID=2834122>

Plug-in industrial relay with power contacts and additional hard gold plating, 4 PDTs, test button, status LED, mechanical switch setting display, coil voltage: 24 V AC

Commercial data	
EAN	4 017918 941680 
sales group	G082
Pack	10 Pcs.
Customs tariff	85364190
Gross weight in pieces	0.03639 KG
Net weight per piece	0.03583 KG
Catalog page information	Page 380 (C-7-2013)

Product notes

WEEE/RoHS-compliant since:
03/31/2006



<http://www.download.phoenixcontact.com>
Please note that the data given here has been taken from the online catalog. For comprehensive information and data, please refer to the user documentation. The General Terms and Conditions of Use apply to Internet downloads.

Technical data	
Dimensions	
Width	21.5 mm
Height	28 mm
Depth	36 mm

Ambient conditions

Ambient temperature (operation)	-55 °C ... 70 °C
Ambient temperature (storage/transport)	-55 °C ... 70 °C

Coil side

Nominal input voltage U_N	24 V AC
Typical input current at U_N	54 mA (at 50 Hz)
	46 mA (At 60 Hz)
Typical response time	4 ms ... 10 ms (AC, depending on phase relation)
Typical release time range	3 ms ... 12 ms (AC, depending on phase relation)
Coil resistance	180 Ω \pm 15 % (at 20 °C)

Contact side

Contact type	4 PDTs
Contact material	AgNi, hard gold-plated
Maximum switching voltage	250 V AC/DC
Minimum switching voltage	1 V
Maximum inrush current	12 A (15 ms)
Min. switching current	1 mA
Limiting continuous current	5 A
Interrupting rating (ohmic load) max.	1250 VA (for 250 V AC)

General

Test voltage relay winding/relay contact	2 kV AC (50 Hz, 1 min.)
Test voltage relay contact/relay contact	2 kV AC (50 Hz, 1 min.)
Operating mode	100% operating factor
Mechanical service life	5 x 10 ⁷ cycles
Standards/regulations	DIN EN 61810-1
	VDE 0435-201
	EN 50178
	IEC 62103
Pollution degree	2
Surge voltage category	II
Mounting position	any
Assembly instructions	On relay base PR2

Connection data

Connection method	Plug / solder connection
-------------------	--------------------------

Certificates / Approvals



Certification

cULus Listed, VDE Gutachten mit Fertigungsüberwachung

Certifications applied for:

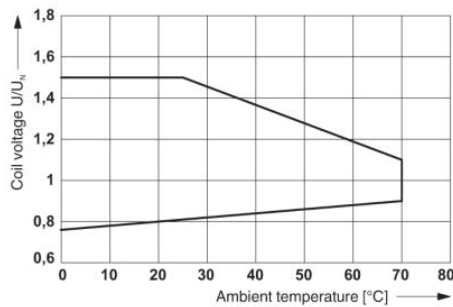
Certification Ex:

Additional products

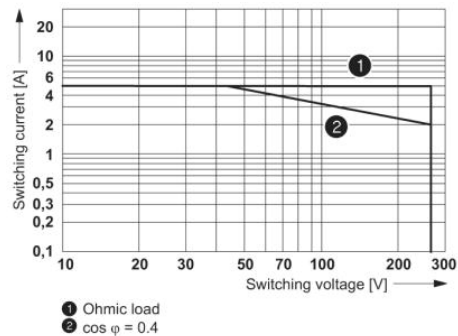
Item	Designation	Description
General		
2833563	PR2-BSC2/4X21	Relay socket PR2-B, for industrial relay REL-IR with 2 or 4 PDT, 2/2-level version, screw connections, connection facility for input/interference suppression modules, for mounting on NS 35/7.5
2833576	PR2-BSC3/4X21	Relay socket PR2-B, for industrial relay REL-IR with 2 or 4 PDT, 1/3-level version, screw connections, connection facility for input/interference suppression modules, for mounting on NS 35/7.5
2833589	PR2-BSP3/4X21	Relay socket PR2-B, for industrial relay REL-IR with 2 or 4 PDT, 1/3-level version, spring-cage connections, connection facility for input/interference suppression modules, for mounting on NS 35/7.5

Drawings

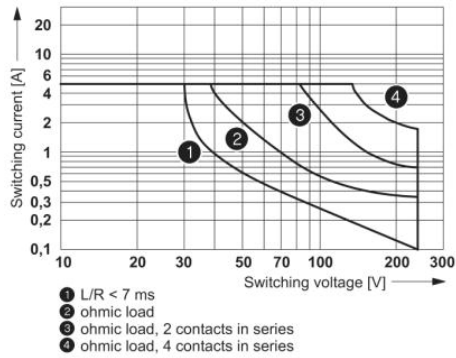
Diagram



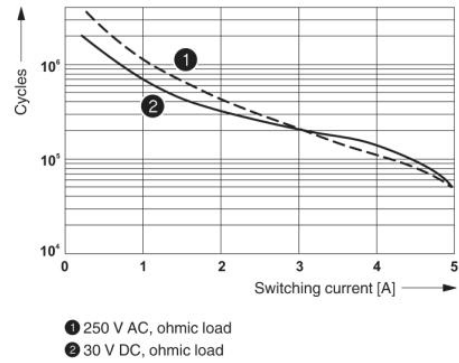
Operating voltage range



AC interrupting rating

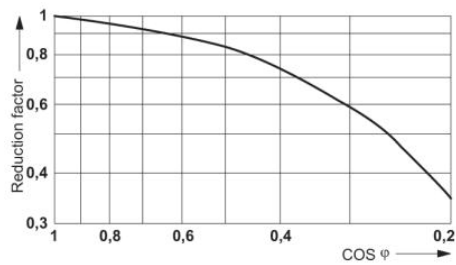


DC interrupting rating

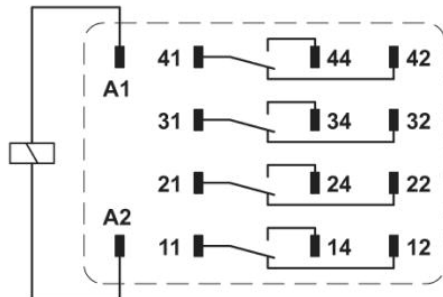


Electrical service life

Service life reduction factor



Circuit diagram



Shown without LED and damping diode.

Address

PHOENIX CONTACT Deutschland GmbH
Flachmarktstr. 8
32825 Blomberg, Germany
Phone +49 5235 3 12000
Fax +49 5235 3 41200
<http://www.phoenixcontact.com>



© 2014 Phoenix Contact
Technical modifications reserved;