

## Double-level spring-cage terminal block - STTB 2,5-TWIN-PV - 3038545

Please be informed that the data shown in this PDF Document is generated from our Online Catalog. Please find the complete data in the user's documentation. Our General Terms of Use for Downloads are valid (<http://download.phoenixcontact.com>)



Double-level spring-cage terminal block, With equipotential bonder, Cross section: 0.08 mm<sup>2</sup> - 4 mm<sup>2</sup>, AWG: 28 - 12, Connection type: Spring-cage connection, Width: 5.2 mm, Color: gray, Mounting type: NS 35/7,5, NS 35/15

### Product Features

- ✓ Compact design for maximum space savings
- ✓ Tested for railway applications
- ✓ Connect the levels using FBS ...-PV bridges



### Key commercial data

Packing unit	1 pc
Weight per Piece (excluding packing)	15.2 GRM
Custom tariff number	85369010
Country of origin	Poland

### Technical data

#### General

Number of levels	2
Number of connections	6
Color	gray
Insulating material	PA
Inflammability class according to UL 94	V0
Area of application	Railway industry
	Mechanical engineering
	Plant engineering
Rated surge voltage	6 kV
Pollution degree	3
Surge voltage category	III

## Double-level spring-cage terminal block - STTB 2,5-TWIN-PV - 3038545

### Technical data

#### General

Insulating material group	I
Connection in acc. with standard	IEC 60947-7-1
Nominal current $I_N$	22 A
Nominal voltage $U_N$	500 V
Open side panel	ja

#### Dimensions

Width	5.2 mm
Length	91.5 mm
Height NS 35/7,5	47.5 mm
Height NS 35/15	55 mm

#### Connection data

Connection method	Spring-cage connection
Conductor cross section solid min.	0.08 mm <sup>2</sup>
Conductor cross section solid max.	4 mm <sup>2</sup>
Conductor cross section stranded min.	0.08 mm <sup>2</sup>
Conductor cross section stranded max.	2.5 mm <sup>2</sup>
Conductor cross section AWG/kcmil min.	28
Conductor cross section AWG/kcmil max	12
Conductor cross section stranded, with ferrule without plastic sleeve min.	0.14 mm <sup>2</sup>
Conductor cross section stranded, with ferrule without plastic sleeve max.	2.5 mm <sup>2</sup>
Conductor cross section stranded, with ferrule with plastic sleeve min.	0.14 mm <sup>2</sup>
Conductor cross section stranded, with ferrule with plastic sleeve max.	2.5 mm <sup>2</sup>
2 conductors with same cross section, stranded, TWIN ferrules with plastic sleeve, max.	0.5 mm <sup>2</sup>
Stripping length	10 mm

### Classifications

#### eCl@ss

eCl@ss 4.0	27141121
eCl@ss 4.1	27141121
eCl@ss 5.0	27141120
eCl@ss 5.1	27141120
eCl@ss 6.0	27141120
eCl@ss 7.0	27141120
eCl@ss 8.0	27141120

# Double-level spring-cage terminal block - STTB 2,5-TWIN-PV - 3038545

## Classifications

### ETIM

ETIM 2.0	EC000897
ETIM 3.0	EC000897
ETIM 4.0	EC000897
ETIM 5.0	EC000897

### UNSPSC

UNSPSC 6.01	30211811
UNSPSC 7.0901	39121410
UNSPSC 11	39121410
UNSPSC 12.01	39121410
UNSPSC 13.2	39121410

## Approvals

### Approvals


#### Approvals

CSA / UL Recognized / VDE Gutachten mit Fertigungsüberwachung / cUL Recognized / LR / GL / BV / RS / KR / NK / IEC CB Scheme / VDE Gutachten mit Fertigungsüberwachung / IEC CB Scheme / GOST / GOST / cULus Recognized

#### Ex Approvals


#### Approvals submitted

### Approval details


CSA 	B	C	
	mm <sup>2</sup> /AWG/kcmil	28-12	28-12
	Nominal current I <sub>N</sub>	20 A	20 A
	Nominal voltage U <sub>N</sub>	300 V	300 V

# Double-level spring-cage terminal block - STTB 2,5-TWIN-PV - 3038545


## Approvals

UL Recognized 

	B	C	D
mm <sup>2</sup> /AWG/kcmil	28-12	28-12	28-12
Nominal current IN	20 A	20 A	5 A
Nominal voltage UN	300 V	300 V	600 V

VDE Gutachten mit Fertigungsüberwachung 

mm <sup>2</sup> /AWG/kcmil	0.2-2.5
Nominal current IN	24 A
Nominal voltage UN	500 V

cUL Recognized 

	B	C	D
mm <sup>2</sup> /AWG/kcmil	28-12	28-12	28-12
Nominal current IN	20 A	20 A	5 A
Nominal voltage UN	300 V	300 V	600 V

LR

GL

mm <sup>2</sup> /AWG/kcmil	2.5
Nominal current IN	22 A
Nominal voltage UN	500 V

BV

RS

KR

# Double-level spring-cage terminal block - STTB 2,5-TWIN-PV - 3038545

## Approvals

NK

IECEE CB Scheme

mm <sup>2</sup> /AWG/kcmil	0.2-2.5
Nominal current I <sub>N</sub>	24 A
Nominal voltage U <sub>N</sub>	500 V

VDE Gutachten mit Fertigungsüberwachung

mm <sup>2</sup> /AWG/kcmil	0.2-2.5
Nominal current I <sub>N</sub>	24 A
Nominal voltage U <sub>N</sub>	800 V

IECEE CB Scheme

mm <sup>2</sup> /AWG/kcmil	2.5
Nominal voltage U <sub>N</sub>	500 V

GOST

GOST

cULus Recognized

## Double-level spring-cage terminal block - STTB 2,5-TWIN-PV - 3038545

### Accessories

#### Accessories

#### Bridge

Plug-in bridge - FBS 20-5 - 3030226



Plug-in bridge, Number of positions: 20, Color: red

---

Plug-in bridge - FBS 10-5 - 3030213



Plug-in bridge, Number of positions: 10, Color: red

---

Plug-in bridge - FBS 5-5 - 3030190



Plug-in bridge, Number of positions: 5, Color: red

---

Plug-in bridge - FBS 4-5 - 3030187



Plug-in bridge, Number of positions: 4, Color: red

---

Plug-in bridge - FBS 3-5 - 3030174



Plug-in bridge, Number of positions: 3, Color: red

## Double-level spring-cage terminal block - STTB 2,5-TWIN-PV - 3038545

### Accessories

---

Plug-in bridge - FBS 2-5 - 3030161



Plug-in bridge, Number of positions: 2, Color: red

---

Plug-in bridge - FBS 50-5 - 3038930



Plug-in bridge, Number of positions: 50, Color: red

---

### Documentation

Mounting material - ST-IL - 3039900

Operating decal for the ST terminal block



### End block

End clamp - CLIPFIX 35 - 3022218



Quick mounting end clamp for NS 35/7,5 DIN rail or NS 35/15 DIN rail, with marking option, width: 9.5 mm, color: gray

---

## Double-level spring-cage terminal block - STTB 2,5-TWIN-PV - 3038545

### Accessories

End clamp - CLIPFIX 35-5 - 3022276



Quick mounting end clamp for NS 35/7,5 DIN rail or NS 35/15 DIN rail, with marking option, with parking option for FBS...5, FBS...6, KSS 5, KSS 6, width: 5.15 mm, color: gray

End clamp - E/NS 35 N - 0800886



End clamp, width: 9.5 mm, color: gray

End clamp - E/UK - 1201442



End clamp, for assembly on NS 32 or NS 35/7.5 DIN rail

End clamp - E/UK 1 - 1201413



End clamps, for supporting the ends of double-level and three-level terminal blocks, width: 10 mm, color: gray

End cover

End cover - D-STTB 2,5-TWIN - 3038558



End cover, Length: 91.5 mm, Width: 2.2 mm, Height: 47.5 mm, Color: gray



## Double-level spring-cage terminal block - STTB 2,5-TWIN-PV - 3038545

### Accessories

Spacer plate - DP PS-5 - 3036725



Spacer plate, Color: red

---

### Insulating sleeve

Insulating sleeve - ISH 2,5/0,2 - 3002843



Insulating sleeve, Color: white

---

Insulating sleeve - ISH 2,5/0,5 - 3002856



Insulating sleeve, Color: gray

---

Insulating sleeve - ISH 2,5/1,0 - 3002869



Insulating sleeve, Color: black

---

### Labeled terminal marker

Warning cover - WST 2,5 - 3030941



Warning cover, 5-pos., for terminal width: 5.2 mm

## Double-level spring-cage terminal block - STTB 2,5-TWIN-PV - 3038545

### Accessories

---

#### Zack Marker strip, flat - ZBF 5 CUS - 0825025



Zack Marker strip, flat, can be ordered: Strip, white, labeled according to customer specifications, Mounting type: Snap into flat marker groove, for terminal block width: 5 mm, Lettering field: 5.15 x 5.15 mm

---

#### Marker for terminal blocks - UC-TMF 5 CUS - 0824638



Marker for terminal blocks, can be ordered: by sheet, white, labeled according to customer specifications, Mounting type: Snap into flat marker groove, for terminal block width: 5.2 mm, Lettering field: 4.6 x 5.1 mm

---

#### Marker for terminal blocks - UCT-TMF 5 CUS - 0829658



Marker for terminal blocks, can be ordered: by sheet, white, labeled according to customer specifications, Mounting type: Snap into flat marker groove, for terminal block width: 5.2 mm, Lettering field: 4.4 x 4.7 mm

---

### Marker carriers

#### Marker carriers - STP 5-2 - 0800967



Double marker carrier, snaps onto the double-level spring-cage terminal block STTB 2.5 and STTB 4, labeled with ZB 5 or ZBF 5

---

### Marker pen

## Double-level spring-cage terminal block - STTB 2,5-TWIN-PV - 3038545

### Accessories

Marker pen - B-STIFT - 1051993



Marker pen, for manual labeling of unprinted Zack strips, smear-proof and waterproof, line thickness 0.5 mm

---

Marker pen - X-PEN 0,35 - 0811228



Marker pen without ink cartridge, for manual labeling of markers, labeling extremely wipe-proof, line thickness 0.35 mm

---

### Mounting rail

DIN rail perforated - NS 35/ 7,5 PERF 2000MM - 0801733



DIN rail, material: steel galvanized and passivated with a thick layer, perforated, height 7.5 mm, width 35 mm, length: 2000 mm

---

DIN rail, unperforated - NS 35/ 7,5 UNPERF 2000MM - 0801681



DIN rail, material: Steel, unperforated, height 7.5 mm, width 35 mm, length: 2 m

---

DIN rail perforated - NS 35/ 7,5 WH PERF 2000MM - 1204119



DIN rail 35 mm (NS 35)

---

## Double-level spring-cage terminal block - STTB 2,5-TWIN-PV - 3038545

### Accessories

DIN rail - NS 35/ 7,5 WH UNPERF 2000MM - 1204122



DIN rail 35 mm (NS 35)

---

DIN rail, unperforated - NS 35/ 7,5 AL UNPERF 2000MM - 0801704



DIN rail, unperforated, Width: 35 mm, Height: 7.5 mm, Length: 2000 mm, Color: silver

---

DIN rail perforated - NS 35/ 7,5 ZN PERF 2000MM - 1206421



DIN rail, material: Galvanized, perforated, height 7.5 mm, width 35 mm, length: 2 m

---

DIN rail, unperforated - NS 35/ 7,5 ZN UNPERF 2000MM - 1206434



DIN rail, material: Galvanized, unperforated, height 7.5 mm, width 35 mm, length: 2 m

---

DIN rail, unperforated - NS 35/ 7,5 CU UNPERF 2000MM - 0801762



DIN rail, material: Copper, unperforated, height 7.5 mm, width 35 mm, length: 2 m

---

## Double-level spring-cage terminal block - STTB 2,5-TWIN-PV - 3038545

### Accessories

End cap - NS 35/ 7,5 CAP - 1206560

DIN rail end piece, for DIN rail NS 35/7.5



DIN rail perforated - NS 35/15 PERF 2000MM - 1201730



DIN rail, material: steel galvanized and passivated with a thick layer, perforated, height 15 mm, width 35 mm, length: 2000 mm

DIN rail, unperforated - NS 35/15 UNPERF 2000MM - 1201714



DIN rail, material: Steel, unperforated, height 15 mm, width 35 mm, length: 2 m

DIN rail perforated - NS 35/15 WH PERF 2000MM - 0806602



DIN rail 35 mm (NS 35)

DIN rail - NS 35/15 WH UNPERF 2000MM - 1204135



DIN rail 35 mm (NS 35)

## Double-level spring-cage terminal block - STTB 2,5-TWIN-PV - 3038545

### Accessories

DIN rail, unperforated - NS 35/15 AL UNPERF 2000MM - 1201756



DIN rail, deep drawn, high profile, unperforated, 1.5 mm thick, material: aluminum, height 15 mm, width 35 mm, length 2000 mm

---

DIN rail perforated - NS 35/15 ZN PERF 2000MM - 1206599



DIN rail, material: Galvanized, perforated, height 15 mm, width 35 mm, length: 2 m

---

DIN rail, unperforated - NS 35/15 ZN UNPERF 2000MM - 1206586



DIN rail, material: Galvanized, unperforated, height 15 mm, width 35 mm, length: 2 m

---

DIN rail, unperforated - NS 35/15 CU UNPERF 2000MM - 1201895



DIN rail, material: Copper, unperforated, 1.5 mm thick, height 15 mm, width 35 mm, length: 2 m

---

End cap - NS 35/15 CAP - 1206573



DIN rail end piece, for DIN rail NS 35/15

---

## Double-level spring-cage terminal block - STTB 2,5-TWIN-PV - 3038545

### Accessories

DIN rail, unperforated - NS 35/15-2,3 UNPERF 2000MM - 1201798



DIN rail, material: Steel, unperforated, 2.3 mm thick, height 15 mm, width 35 mm, length: 2 m

---

### Partition plate

Partition plate - ATP-STTB 4 - 3030747



Partition plate, Length: 88.7 mm, Width: 2 mm, Height: 53 mm, Color: gray

---

### Screwdriver tools

Screwdriver - SZF 1-0,6X3,5 - 1204517



Actuation tool, for ST terminal blocks, also suitable for use as a bladed screwdriver, size: 0.6 x 3.5 x 100 mm, 2-component grip, with non-slip grip

---

### Terminal marking

Zack Marker strip, flat - ZBF 5:UNBEDRUCKT - 0808642



Zack Marker strip, flat, Strip, white, Unlabeled, can be labeled with: Plotter, Mounting type: Snap into flat marker groove, for terminal block width: 5 mm, Lettering field: 5.1 x 5.2 mm

## Double-level spring-cage terminal block - STTB 2,5-TWIN-PV - 3038545

### Accessories

#### Marker for terminal blocks - UC-TMF 5 - 0818153



Marker for terminal blocks, Sheet, white, Unlabeled, can be labeled with: BLUEMARK CLED, BLUEMARK LED, Plotter, Mounting type: Snap into flat marker groove, for terminal block width: 5.2 mm, Lettering field: 4.6 x 5.1 mm

#### Marker for terminal blocks - UCT-TMF 5 - 0828744



Marker for terminal blocks, Sheet, white, Unlabeled, can be labeled with: THERMOMARK CARD PLUS, THERMOMARK CARD, BLUEMARK CLED, BLUEMARK LED, Mounting type: Snap into flat marker groove, for terminal block width: 5.2 mm, Lettering field: 4.4 x 4.7 mm

### Test plug terminal block

#### Test adapter - PAI-4-FIX-5/6 BU - 3035975



Test adapter, for 4 mm Ø safety test plugs, latches into the bridge shaft; color: Blue

#### Test adapter - PAI-4-FIX-5/6 OG - 3035974



Test adapter, for 4 mm Ø safety test plugs, latches into the bridge shaft; color: Orange

#### Test adapter - PAI-4-FIX-5/6 YE - 3035977



Test adapter, for 4 mm Ø safety test plugs, latches into the bridge shaft; color: Yellow



## Double-level spring-cage terminal block - STTB 2,5-TWIN-PV - 3038545

### Accessories

Test adapter - PAI-4-FIX-5/6 RD - 3035976



Test adapter, for 4 mm Ø safety test plugs, latches into the bridge shaft; color: Red

---

Test adapter - PAI-4-FIX-5/6 GN - 3035978



Test adapter, for 4 mm Ø safety test plugs, latches into the bridge shaft; color: Green

---

Test adapter - PAI-4-FIX-5/6 BK - 3035980



Test adapter, for 4 mm Ø safety test plugs, latches into the bridge shaft; color: Black

---

Test adapter - PAI-4-FIX-5/6 GY - 3035982



Test adapter, for 4 mm Ø safety test plugs, latches into the bridge shaft; color: Gray

---

Test adapter - PAI-4-FIX-5/6 VT - 3035979



Test adapter, for 4 mm Ø safety test plugs, latches into the bridge shaft; color: Violet

---

## Double-level spring-cage terminal block - STTB 2,5-TWIN-PV - 3038545

### Accessories

Test adapter - PAI-4-FIX-5/6 BN - 3035981



Test adapter, for 4 mm Ø safety test plugs, latches into the bridge shaft; color: Brown

Test plugs - PS-5 - 3030983



Test plugs, Color: red

Test plugs - PS-5/2,3MM RD - 3038723



Test plugs, Color: red

### Drawings

Circuit diagram

