



## PT 2,5-QUATTRO-DIO/L-R

Order No.: 3210266



<http://eshop.phoenixcontact.de/phoenix/treeViewClick.do?UID=3210266>

Feed-through modular terminal block, Connection method: Push-in connection, Cross section: 0.14 mm<sup>2</sup> - 4 mm<sup>2</sup>, AWG 26 - 12, Width: 5.2 mm, Color: gray, Mounting type: NS 35/7.5, NS 35/15

Commercial data	
GTIN (EAN)	 4 046356 335874
sales group	A642
Pack	50 pcs.
Customs tariff	85369010
Catalog page information	Page 119 (CL1-2011)

### Product notes

WEEE/RoHS-compliant since:  
01/01/2009



<http://www.download.phoenixcontact.com>  
Please note that the data given here has been taken from the online catalog. For comprehensive information and data, please refer to the user documentation. The General Terms and Conditions of Use apply to Internet downloads.

Technical data	
<b>General</b>	
Note	The max. current is determined by the diode. Installed: Diode 1N 4007, reverse voltage: 1300 V, maximum continuous current: 0.5 A.
Number of levels	1
Number of connections	4

Color	gray
Insulating material	PA
Inflammability class according to UL 94	V0

#### Dimensions

Width	5.2 mm
Length	72 mm
Height NS 35/7.5	36.5 mm
Height NS 35/15	44 mm

#### Technical data

Maximum load current	0.5 A
Rated surge voltage	8 kV
Pollution degree	3
Surge voltage category	III
Insulating material group	I
Nominal current $I_N$	0.5 A
Nominal voltage $U_N$	800 V
Open side panel	ja

#### Connection data

Conductor cross section solid min.	0.14 mm <sup>2</sup>
Conductor cross section solid max.	4 mm <sup>2</sup>
Conductor cross section stranded min.	0.14 mm <sup>2</sup>
Conductor cross section stranded max.	2.5 mm <sup>2</sup>
Conductor cross section AWG/kcmil min.	26
Conductor cross section AWG/kcmil max	12
Conductor cross section stranded, with ferrule without plastic sleeve min.	0.14 mm <sup>2</sup>
Conductor cross section stranded, with ferrule without plastic sleeve max.	2.5 mm <sup>2</sup>
Conductor cross section stranded, with ferrule with plastic sleeve min.	0.14 mm <sup>2</sup>
Conductor cross section stranded, with ferrule with plastic sleeve max.	2.5 mm <sup>2</sup>
2 conductors with same cross section, stranded, TWIN ferrules with plastic sleeve, max.	0.5 mm <sup>2</sup>
Connection method	Push-in connection
Stripping length	10 mm

Internal cylindrical gage	A3
---------------------------	----

**Certificates / Approvals**



Certification CSA, CUL, GOST, UL

**Accessories**

Item	Designation	Description
<b>Assembly</b>		
3030815	ATP-ST QUATTRO	Partition plate, Length: 90.9 mm, Width: 2 mm, Height: 45 mm, Color: gray
3022276	CLIPFIX 35-5	Snap-on end bracket, for NS 35/7.5 or NS 35/15 DIN rail, can be fitted with Zack strip ZB 5 and ZBF 5, terminal strip marker KLM 2 and KLM, parking facility for FBS...5, FBS...6, KSS 5, KSS 6, width: 5,15 mm, color: gray
3030514	D-ST 2,5-QUATTRO	End cover, Length: 72 mm, Width: 2.2 mm, Height: 36.5 mm, Color: gray
3036602	DS-ST 2,5	Cover segment, Length: 72 mm, Height: 36.5 mm, Color: gray
0801704	NS 35/ 7,5 AL UNPERF 2000MM	DIN rail, material: Aluminum, unperforated, height 7.5 mm, width 35 mm, length: 2 m
0801762	NS 35/ 7,5 CU UNPERF 2000MM	DIN rail, material: Copper, unperforated, height 7.5 mm, width 35 mm, length: 2 m
1207640	NS 35/ 7,5 PERF 755MM	DIN rail, material: steel galvanized and passivated with a thick layer, perforated, height 7.5 mm, width 35 mm, length: 755 mm
1207653	NS 35/ 7,5 PERF 955MM	DIN rail, material: steel galvanized and passivated with a thick layer, perforated, height 7.5 mm, width 35 mm, length: 955 mm
1207666	NS 35/ 7,5 PERF 1155MM	NS 35 DIN rail, height 7.5 mm, length 1155 mm
0801733	NS 35/ 7,5 PERF 2000MM	DIN rail, material: steel galvanized and passivated with a thick layer, perforated, height 7.5 mm, width 35 mm, length: 2000 mm
1208131	NS 35/ 7,5 PERF/...	DIN rail, Width: 35 mm, Height: 7.5 mm, Color: silver
0801681	NS 35/ 7,5 UNPERF 2000MM	DIN rail, material: Steel, unperforated, height 7.5 mm, width 35 mm, length: 2 m
1208115	NS 35/ 7,5 UNPERF/...	DIN rail, Width: 35 mm, Height: 7.5 mm, Color: silver
1208128	NS 35/ 7,5 UNPERF/SO/...	DIN rail, Width: 35 mm, Height: 7.5 mm, Color: silver
0801377	NS 35/ 7,5 V2A UNPERF 2000MM	DIN rail, Width: 35 mm, Height: 7.5 mm, Length: 2000 mm, Color: silver

1206421	NS 35/ 7,5 ZN PERF 2000MM	DIN rail, material: Galvanized, perforated, height 7.5 mm, width 35 mm, length: 2 m
1206434	NS 35/ 7,5 ZN UNPERF 2000MM	DIN rail, material: Galvanized, unperforated, height 7.5 mm, width 35 mm, length: 2 m
1201895	NS 35/15 CU UNPERF 2000MM	DIN rail, material: Copper, unperforated, 1.5 mm thick, height 15 mm, width 35 mm, length: 2 m
1201714	NS 35/15 UNPERF 2000MM	DIN rail, material: Steel, unperforated, height 15 mm, width 35 mm, length: 2 m
1208144	NS 35/15 UNPERF/...	DIN rail, Width: 35 mm, Height: 15 mm, Color: silver
1208157	NS 35/15 UNPERF/SO/...	DIN rail, Width: 35 mm, Height: 15 mm, Color: silver
1206586	NS 35/15 ZN UNPERF 2000MM	DIN rail, material: Galvanized, unperforated, height 15 mm, width 35 mm, length: 2 m

### Bridges

3030161	FBS 2-5	Plug-in bridge, Number of positions: 2, Color: red
3030174	FBS 3-5	Plug-in bridge, Number of positions: 3, Color: red
3030187	FBS 4-5	Plug-in bridge, Number of positions: 4, Color: red
3030190	FBS 5-5	Plug-in bridge, Number of positions: 5, Color: red
3030213	FBS 10-5	Plug-in bridge, Number of positions: 10, Color: red
3030226	FBS 20-5	Plug-in bridge, Number of positions: 20, Color: red
3038930	FBS 50-5	Plug-in bridge, Number of positions: 50, Color: red
3038943	RB ST (2,5/4)-1,5	Reducing bridge, Number of positions: 2, Color: red

### General

5146040	CLIP-PROJECT ADVANCED	Multilingual software for easy planning of Phoenix Contact on DIN rails together with the integrated TRABTECH-select software module for planning comprehensive surge protection concepts.
5146053	CLIP-PROJECT PROFESSIONAL	Multi-lingual software for terminal strip project planning. A marking module allows professional labeling of markers and labels for marking terminal blocks, conductors, cables and devices. The additionally integrated software module TRABTECH-select for planning comprehensive surge protection concepts.

### Marking

0810588	GBS 5-25X12	Group marker label, snaps onto terminal center for screw, spring-cage and quick connection terminal blocks, labeled with a 25 x 12 mm label or manually with the B-STIFT, in the foot part with ZB 5
0809298	GBS-ZB/26X6	Group marking label, snaps onto terminal center for screw, spring-cage and quick connection terminal blocks, labeled with ESL 26x6 mm or EST 25x6 mm, in the foot part with Zack marker strip, length: 29 mm
3037643	STP 5-2-ZB	Double marker carrier, snaps onto the spring-cage terminal blocks ST 2.5..., labeled with ZB 5 or ZBF 5

0818108	UC-TM 5	Marker for terminal blocks, Sheet, white, Unlabeled, Can be labeled with: Bluemark, Plotter, Mounting type: Snap into tall marker groove, For terminal block width: 5.2 mm, Lettering field: 10.5 x 4.6 mm
0824581	UC-TM 5 CUS	Marker for terminal blocks, Sheet, white, Labeled according to customer specifications, Mounting type: Snap into tall marker groove, For terminal block width: 5.2 mm, Lettering field: 10.5 x 4.6 mm
0818153	UC-TMF 5	Marker for terminal blocks, Sheet, white, Unlabeled, Can be labeled with: Bluemark, Plotter, Mounting type: Snap into flat marker groove, For terminal block width: 5.2 mm, Lettering field: 4.6 x 5.1 mm
0824638	UC-TMF 5 CUS	Marker for terminal blocks, Sheet, white, Labeled according to customer specifications, Mounting type: Snap into flat marker groove, For terminal block width: 5.2 mm, Lettering field: 4.6 x 5.1 mm
0828734	UCT-TM 5	Marker for terminal blocks, Sheet, white, Unlabeled, Can be labeled with: Thermomark C, Bluemark, Mounting type: Snap into tall marker groove, For terminal block width: 5.2 mm, Lettering field: 4.6 x 10.5 mm
0829595	UCT-TM 5 CUS	Marker for terminal blocks, Sheet, white, Labeled according to customer specifications, Mounting type: Snap into tall marker groove, Lettering field: 4.6 x 10.5 mm
0828744	UCT-TMF 5	Marker for terminal blocks, Sheet, white, Unlabeled, Can be labeled with: Thermomark C, Bluemark, Mounting type: Snap into flat marker groove, For terminal block width: 5.2 mm, Lettering field: 4.4 x 4.7 mm
0829658	UCT-TMF 5 CUS	Marker for terminal blocks, Sheet, white, Labeled according to customer specifications, Mounting type: Snap into flat marker groove, For terminal block width: 5.2 mm, Lettering field: 4.4 x 4.7 mm
1050004	ZB 5 :UNBEDRUCKT	Zack marker strip, Strip, white, Unlabeled, Can be labeled with: Plotter, Mounting type: Snap into tall marker groove, For terminal block width: 5.2 mm, Lettering field: 5.1 x 10.5 mm

**Plug/Adapter**


3036725	DP PS-5	Spacer plate, Color: red
3002843	ISH 2,5/0,2	Insulation stop sleeve, Color: white
3002856	ISH 2,5/0,5	Insulation stop sleeve, Color: gray
3002869	ISH 2,5/1,0	Insulation stop sleeve, Color: black
0201731	MPS-IH BK	Insulating sleeve, Color: black
0201689	MPS-IH BU	Insulating sleeve, Color: blue
0201702	MPS-IH GN	Insulating sleeve, Color: green
0201728	MPS-IH GY	Insulating sleeve, Color: gray
0201676	MPS-IH RD	Insulating sleeve, Color: red

0201663	MPS-IH WH	Insulating sleeve, Color: white
0201692	MPS-IH YE	Insulating sleeve, Color: yellow
0201744	MPS-MT	Test plugs
3032871	PAI-4-N GY	Test adapter, Color: gray
3030983	PS-5	Test adapter, Color: red

**Diagrams/Drawings**

Circuit diagram

---



**Address**

PHOENIX CONTACT Inc., USA  
586 Fulling Mill Road  
Middletown, PA 17057, USA  
Phone (800) 888-7388  
Fax (717) 944-1625  
<http://www.phoenixcon.com>



© 2012 Phoenix Contact  
Technical modifications reserved;