


## UHV 25-KH/AS

Order No.: 2130101

The illustration shows a combination of versions UHV 25-AS/AS, UHV 25-KH/AS and UHV 25-KH/KH



<http://eshop.phoenixcontact.de/phoenix/treeViewClick.do?UID=2130101>

Universal terminal block with hybrid connection, cross section: 6 - 25 mm<sup>2</sup>, AWG: 10 - 4, width: 26 mm, color: Gray

### Commercial data

|                          |                    |
|--------------------------|--------------------|
| EAN                      | 4017918052881      |
| Pack                     | 10 pcs.            |
| Customs tariff           | 85369010           |
| Weight/Piece             | 0.10978 KG         |
| Catalog page information | Page 324 (CL-2009) |

### Product notes

WEEE/RoHS-compliant since:  
02/08/2006



<http://www.download.phoenixcontact.com>  
Please note that the data given here has been taken from the online catalog. For comprehensive information and data, please refer to the user documentation. The General Terms and Conditions of Use apply to Internet downloads.

### Technical data

#### General

|                                    |      |
|------------------------------------|------|
| Number of levels                   | 1    |
| Number of connections              | 2    |
| Color                              | gray |
| Insulating material                | PA-F |
| Inflammability class acc. to UL 94 | HB   |

**Dimensions**

|                 |       |
|-----------------|-------|
| Length          | 95 mm |
| Width           | 26 mm |
| Height NS 35/15 | 72 mm |

**Technical data**

|                                  |               |
|----------------------------------|---------------|
| Rated surge voltage              | 8 kV          |
| Pollution degree                 | 3             |
| Surge voltage category           | III           |
| Insulating material group        | II            |
| Connection in acc. with standard | IEC 60947-7-1 |
| Nominal current $I_N$            | 101 A         |
| Nominal voltage $U_N$            | 1000 V        |

**Connection data**

|   |                     |
|---|---------------------|
| Conductor cross section solid min.  | 6 mm <sup>2</sup>   |
| Conductor cross section solid max.  | 25 mm <sup>2</sup>  |
| Conductor cross section stranded min.   | 10 mm <sup>2</sup>  |
| Conductor cross section stranded max.   | 25 mm <sup>2</sup>  |
| Conductor cross section AWG/kcmil min.  | 10                  |
| Conductor cross section AWG/kcmil max   | 4                   |
| Conductor cross section stranded, with ferrule without plastic sleeve min.            | 4 mm <sup>2</sup>   |
| Conductor cross section stranded, with ferrule without plastic sleeve max.            | 25 mm <sup>2</sup>  |
| Conductor cross section stranded, with ferrule with plastic sleeve min.               | 4 mm <sup>2</sup>   |
| Conductor cross section stranded, with ferrule with plastic sleeve max.               | 25 mm <sup>2</sup>  |
| 2 conductors with same cross section, solid min.                                      | 2.5 mm <sup>2</sup> |
| 2 conductors with same cross section, solid max.                                      | 10 mm <sup>2</sup>  |
| 2 conductors with same cross section, stranded min.                                   | 4 mm <sup>2</sup>   |
| 2 conductors with same cross section, stranded max.                                   | 10 mm <sup>2</sup>  |
| 2 conductors with same cross section, stranded, ferrules without plastic sleeve, min. | 2.5 mm <sup>2</sup> |
| 2 conductors with same cross section, stranded, ferrules without plastic sleeve, max. | 10 mm <sup>2</sup>  |

|                        |                               |
|------------------------|-------------------------------|
| Type of connection     | Special and hybrid connection |
| Stripping length       | 21 mm                         |
| Screw thread           | M5                            |
| Bolt diameter          | 8 mm                          |
| Tightening torque, min | 4 Nm                          |
| Tightening torque max  | 4.5 Nm                        |
| Busbar                 | 15 mm x 3 mm                  |

### Accessories

| Item            | Designation                   | Description   |
|-----------------|-------------------------------|---|
| <b>Assembly</b> |                               |   |
| 1201659         | E/AL-NS 32                    | End bracket, for end support of UKH 50 - UKH 240, is pushed onto DIN rail NS 32 and fixed with 2 screws, width: 10 mm, color: Aluminum  |
| 1201662         | E/AL-NS 35                    | End bracket, for end support of UKH 50 to UKH 240, is pushed onto DIN rail NS 35 and fixed with 2 screws, width: 10 mm, color: aluminum |
| 1201028         | NS 32 AL UNPERF 2000MM        | G rail 32 mm (NS 32)  |
| 1201280         | NS 32 CU/120QMM UNPERF 2000MM | G-profile DIN rail, deep-drawn, material: Copper, unperforated, height 15 mm, width 32 mm, length 2 m                                   |
| 1201358         | NS 32 CU/35QMM UNPERF 2000MM  | G-profile DIN rail, material: Copper, unperforated, height 15 mm, width 32 mm, length 2 m   |
| 1201002         | NS 32 PERF 2000MM             | G-profile DIN rail, material: Steel, perforated, height 15 mm, width 32 mm, length 2 m  |
| 1201015         | NS 32 UNPERF 2000MM           | G-profile DIN rail, material: Steel, unperforated, height 15 mm, width 32 mm, length 2 m  |
| 0801762         | NS 35/ 7,5 CU UNPERF 2000MM   | DIN rail, material: Copper, unperforated, height 7.5 mm, width 35 mm, length: 2 m   |
| 0801733         | NS 35/ 7,5 PERF 2000MM        | DIN rail, material: Steel, galvanized and passivated with a thick layer, perforated, height 7.5 mm, width 35 mm, length: 2 m            |
| 0801681         | NS 35/ 7,5 UNPERF 2000MM      | DIN rail, material: Steel, unperforated, height 7.5 mm, width 35 mm, length: 2 m  |
| 1201756         | NS 35/15 AL UNPERF 2000MM     | DIN rail, deep-drawn, high profile, unperforated, 1.5 mm thick, material: Aluminum, height 15 mm, width 35 mm, length 2 m               |
| 1201895         | NS 35/15 CU UNPERF 2000MM     | DIN rail, material: Copper, unperforated, 1.5 mm thick, height 15 mm, width 35 mm, length: 2 m  |
| 1201730         | NS 35/15 PERF 2000MM          | DIN rail, material: Steel, perforated, height 15 mm, width 35 mm, length: 2 m   |
| 1201714         | NS 35/15 UNPERF 2000MM        | DIN rail, material: Steel, unperforated, height 15 mm, width 35 mm, length: 2 m   |

|         |                            |   |
|---------|----------------------------|---|
| 1201798 | NS 35/15-2,3 UNPERF 2000MM | DIN rail, material: Steel, unperforated, 2.3 mm thick, height 15 mm, width 35 mm, length: 2 m |
| 2130428 | UHV -E                     | End bracket, Width: 7.2 mm, Color: gray   |
| 2130402 | UHV -TP1                   | Separating plate, Height: 67.5 mm, Color: gray  |
| 2130431 | UHV 25-AH                  | Cover, Color: gray  |
| 2130541 | UHV 25-VS 2                | Cross connector/jumper for modular terminal block, Number of positions: 2, Color: silver      |
| 2130554 | UHV 25-VS 3                | Cross connector/jumper for modular terminal block, Number of positions: 3, Color: silver      |

### Marking

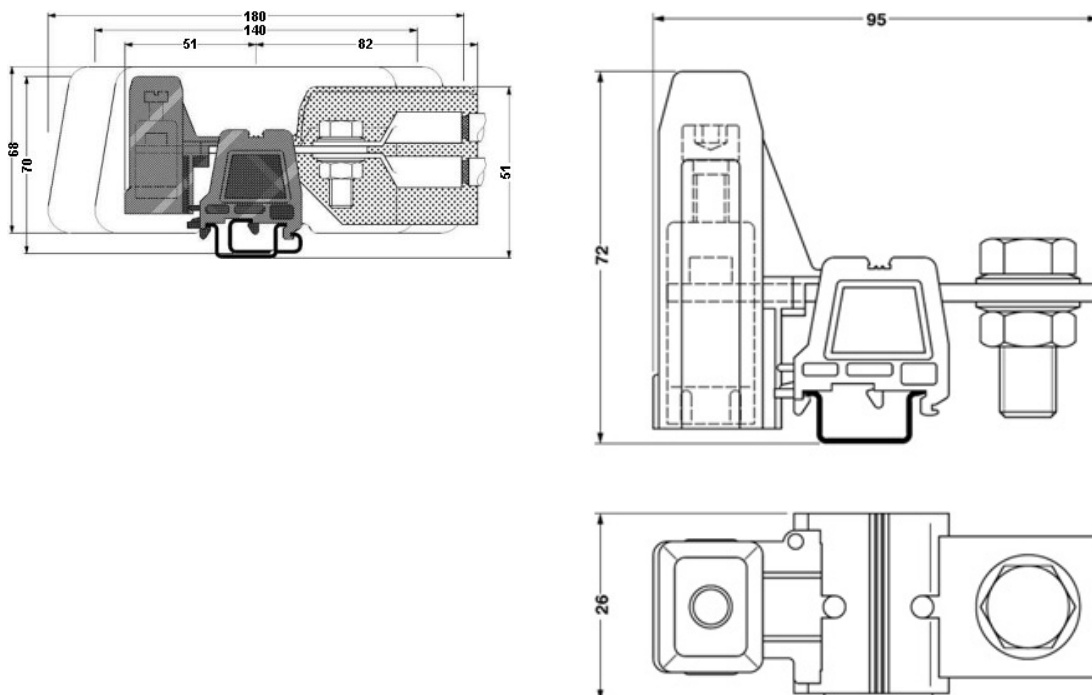
|         |                  |   |
|---------|------------------|---|
| 1007248 | SBS10:UNBEDRUCKT | Marker cards, unprinted, for individual labeling with the M-PEN, 250-section, perforated, white plastic |
| 1050525 | ZB10:SO/CMS      | Zack strip, 10-section, divisible, special printing, marking according to customer requirements         |

### Tools

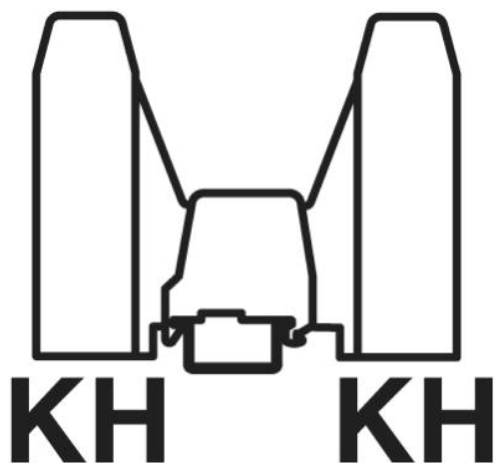
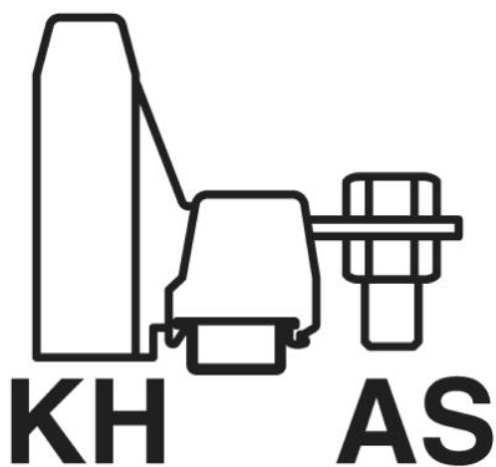

|         |             |   |
|---------|-------------|---|
| 1205079 | SZS 1,0X6,5 | Screwdriver, bladed, matches all screw terminal blocks with a connection cross section of over 16 mm <sup>2</sup> , blade: 1.0 x 6.5 mm |
| 1205079 | SZS 1,0X6,5 | Screwdriver, bladed, matches all screw terminal blocks with a connection cross section of over 16 mm <sup>2</sup> , blade: 1.0 x 6.5 mm |

### Drawings

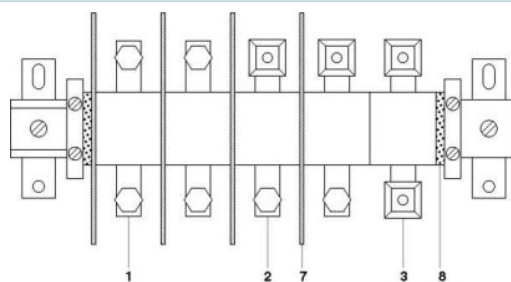
#### Dimensioned drawing



Pictogram



Circuit diagram



- 1 = high current connector, AS screw set on both sides
- 2 = high current connector, terminal sleeve KH on one side, screw set AS on the other side
- 3 = high current connector
- 7 = separating plate
- 8 = end piece

**Address**

PHOENIX CONTACT GmbH & Co. KG  
Flachsmarktstr. 8  
32825 Blomberg, Germany  
Phone +49 5235 3 00  
Fax +49 5235 3 41200  
<http://www.phoenixcontact.com>



© 2009 Phoenix Contact  
Technical modifications reserved;