


## SAC-4P-M12MS/ 3,0-PUR/M12FS D

Order No.: 1696044

The illustration shows cable in straight and angled versions connected to an angled female connector



<http://eshop.phoenixcontact.de/phoenix/treeViewClick.do?UID=1696044>

Sensor/actuator cable, straight male connector M12 on straight female connector M12, 4-pos., cable length: 3 m

### Commercial data

EAN	4017918181017
Pack	1 pcs.
Customs tariff	85444290
Weight/Piece	0.1321 KG
Catalog page information	Page 104 (PC-2002)

### Product notes

WEEE/RoHS-compliant since:  
12/01/2005



<http://www.download.phoenixcontact.com>  
Please note that the data given here has been taken from the online catalog. For comprehensive information and data, please refer to the user documentation. The General Terms and Conditions of Use apply to Internet downloads.

### Technical data

#### General data

Nominal current $I_N$	4 A
Nominal voltage $U_N$	250 V
Number of positions	4
Volume resistance	$\leq 5 \text{ m}\Omega$

Insulation resistance	≥ 100 MΩ
Length of cable	3 m
Ambient temperature (operation)	-25 °C ... 90 °C (plug/socket)
	-25 °C ... 80 °C (cable, fixed installation)
	-5 °C ... 80 °C (cable, flexible installation)

#### General characteristics

Coding	A - standard
Inflammability class acc. to UL 94	HB
Surge voltage category	II
Pollution degree	3
Degree of protection	IP65/IP68/IP69K
Contact material	CuSn
Contact surface material	Ni/Au
Contact carrier material	TPU GF
Material of grip body	TPU, hardly inflammable, self-extinguishing
Material, knurls	Zinc die-cast, (nickel-plated)
Sealing material	NBR
Status display	No

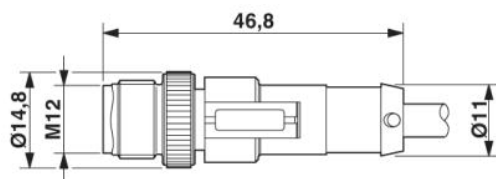
#### Conductor data

Cable type	PUR/PVC yellow
Cable abbreviation	LiYY-11Y
Conductor cross section	0.34 mm <sup>2</sup>
AWG signal line	22
Conductor structure, signal line	42x 0.10 mm
Core diameter including insulation	1.5 mm ±0.05 mm
Thickness, insulation	≥ 0.3 mm (Core insulation)
	≥ 0.38 mm (Outer cable sheath)
	Approx. 0.35 mm (Inner sheath)
External cable diameter	5.20 mm
Wire colors	Brown, white, blue, black
External sheath, color	Yellow RAL 1021
Insulation resistance	≥ 1 GΩ*km
Conductor resistance	Max. 58 Ω/km
Nominal voltage, conductor	300 V

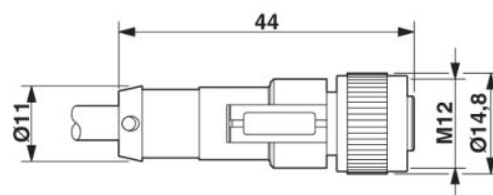
Test voltage, conductor	3000 V
Overall twist	4 wires, twisted
Outer sheath, material	PUR
Material, inner sheath	PVC
Material conductor insulation	PVC
Conductor material	Bare Cu litz wires
Cable weight	39 kg/km
Smallest bending radius, fixed installation	52 mm
Smallest bending radius, movable installation	52 mm
Number of bending cycles	2000000
Bending radius	52 mm
Traversing path	5 m
Traversing rate	3 m/s

## Drawings

### Dimensioned drawing




M12 x 1 male connector, straight



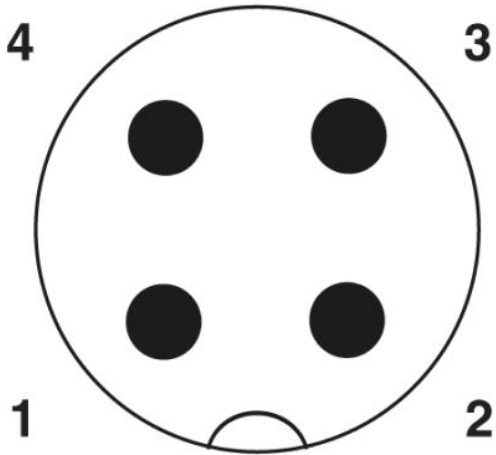
M12 x 1 female connector, straight

### Circuit diagram

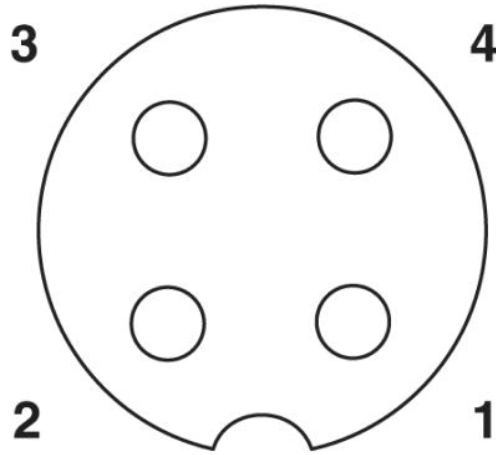


Schematic diagram

---



Pin assignment M12 plug, 4-pos., A-coded,  
view plug side



Pin assignment M12 socket, 4-pos., A-coded,  
view female side

**Address**

PHOENIX CONTACT GmbH & Co. KG  
Flachmarktstr. 8  
32825 Blomberg, Germany  
Phone +49 5235 3 00  
Fax +49 5235 3 41200  
<http://www.phoenixcontact.com>



© 2009 Phoenix Contact  
Technical modifications reserved;