


DOK 1,5-2D

Order No.: 2717139



<http://eshop.phoenixcontact.de/phoenix/treeViewClick.do?UID=2717139>

Sensor/actuator modular terminal block, Cross section: 0.2 mm² - 4 mm², AWG: 24 - 12, Connection type: Screw connection, Width: 6.2 mm, Color: gray, Mounting type: NS 35/7,5, NS 35/15

Commercial data

| | |
|--------------------------|--------------------|
| EAN | 4017918102111 |
| Pack | 50 pcs. |
| Customs tariff | 85369010 |
| Weight/Piece | 0.01814 KG |
| Catalog page information | Page 365 (CL-2009) |

Product notes

WEEE/RoHS-compliant since:
01/01/2003



<http://www.download.phoenixcontact.com>
Please note that the data given here has been taken from the online catalog. For comprehensive information and data, please refer to the user documentation. The General Terms and Conditions of Use apply to Internet downloads.

Technical data

General

| | |
|-----------------------|------|
| Number of levels | 3 |
| Number of connections | 5 |
| Color | gray |

| | |
|------------------------------------|----|
| Insulating material | PA |
| Inflammability class acc. to UL 94 | V2 |

Dimensions

| | |
|------------------|---------|
| Width | 6.2 mm |
| Length | 62.5 mm |
| Height NS 35/7,5 | 54.5 mm |
| Height NS 35/15 | 62 mm |

Technical data

| | |
|----------------------------------|-------------------------------|
| Rated surge voltage | 4 kV |
| Pollution degree | 3 |
| Surge voltage category | III |
| Insulating material group | I |
| Connection in acc. with standard | IEC 60947-7-1 / IEC 60947-7-2 |
| Nominal current I_N | 24 A |
| Nominal voltage U_N | 250 V |

Connection data

| | |
|--|----------------------|
| Conductor cross section solid min. | 0.2 mm ² |
| Conductor cross section solid max. | 4 mm ² |
| Conductor cross section stranded min. | 0.2 mm ² |
| Conductor cross section stranded max. | 2.5 mm ² |
| Conductor cross section AWG/kcmil min. | 24 |
| Conductor cross section AWG/kcmil max | 12 |
| Conductor cross section stranded, with ferrule without plastic sleeve min. | 0.25 mm ² |
| Conductor cross section stranded, with ferrule without plastic sleeve max. | 2.5 mm ² |
| Conductor cross section stranded, with ferrule with plastic sleeve min. | 0.25 mm ² |
| Conductor cross section stranded, with ferrule with plastic sleeve max. | 2.5 mm ² |
| 2 conductors with same cross section, solid min. | 0.2 mm ² |
| 2 conductors with same cross section, solid max. | 1 mm ² |
| 2 conductors with same cross section, stranded min. | 0.2 mm ² |
| 2 conductors with same cross section, stranded max. | 1 mm ² |

| | |
|---|----------------------|
| 2 conductors with same cross section, stranded, ferrules without plastic sleeve, min. | 0.25 mm ² |
| 2 conductors with same cross section, stranded, ferrules without plastic sleeve, max. | 1 mm ² |
| 2 conductors with same cross section, stranded, TWIN ferrules with plastic sleeve, min. | 0.5 mm ² |
| 2 conductors with same cross section, stranded, TWIN ferrules with plastic sleeve, max. | 1 mm ² |
| Cross-section with insertion bridge, solid max. | 4 mm ² |
| Cross-section with insertion bridge, stranded max. | 2.5 mm ² |
| Type of connection | Screw connection |
| Stripping length | 8 mm |
| Internal cylindrical gage | A3 |
| Screw thread | M3 |
| Tightening torque, min | 0.5 Nm |
| Tightening torque max | 0.6 Nm |

Accessories

| Item | Designation | Description |
|-----------------|-----------------------------|--|
| Assembly | | |
| 1413272 | ATP-DIK 1,5 | Partition plate, Length: 65.3 mm, Width: 2 mm, Height: 60 mm, Color: gray |
| 3022218 | CLIPFIX 35 | Snap-on end bracket, for 35 mm NS 35/7.5 or NS 35/15 DIN rail, can be fitted with Zack strip ZB 8 and ZB 8/27, terminal strip marker KLM 2 and KLM, width: 9.5 mm, color: gray |
| 1201413 | E/UK 1 | End brackets, for supporting the ends of double-level and three-level terminal blocks, width: 10 mm, color: gray |
| 0801762 | NS 35/ 7,5 CU UNPERF 2000MM | DIN rail, material: Copper, unperforated, height 7.5 mm, width 35 mm, length: 2 m |
| 0801733 | NS 35/ 7,5 PERF 2000MM | DIN rail, material: Steel, galvanized and passivated with a thick layer, perforated, height 7.5 mm, width 35 mm, length: 2 m |
| 0801681 | NS 35/ 7,5 UNPERF 2000MM | DIN rail, material: Steel, unperforated, height 7.5 mm, width 35 mm, length: 2 m |
| 1201895 | NS 35/15 CU UNPERF 2000MM | DIN rail, material: Copper, unperforated, 1.5 mm thick, height 15 mm, width 35 mm, length: 2 m |
| 1201730 | NS 35/15 PERF 2000MM | DIN rail, material: Steel, perforated, height 15 mm, width 35 mm, length: 2 m |
| 1201714 | NS 35/15 UNPERF 2000MM | DIN rail, material: Steel, unperforated, height 15 mm, width 35 mm, length: 2 m |

Bridges

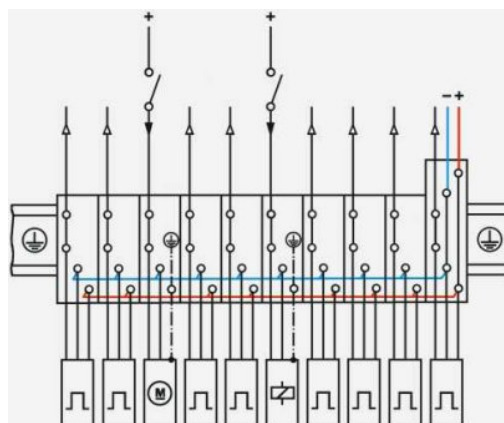
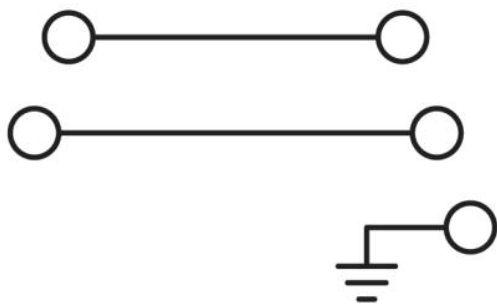
| | | |
|---------|---------------|--|
| 2716680 | EB 10- DIK BU | Cross connector/jumper for modular terminal block, Number of positions: 10, Color: blue |
| 2715937 | EB 10- DIK GY | Cross connector/jumper for modular terminal block, Number of positions: 10, Color: gray |
| 2716774 | EB 10- DIK RD | Cross connector/jumper for modular terminal block, Number of positions: 10, Color: red |
| 2715940 | EB 80- DIK BU | Cross connector/jumper for modular terminal block, Number of positions: 80, Color: blue |
| 2715953 | EB 80- DIK RD | Cross connector/jumper for modular terminal block, Number of positions: 80, Color: red |
| 2715788 | EB 80- DIK WH | Cross connector/jumper for modular terminal block, Number of positions: 80, Color: white |

Marking

| | | |
|---------|-------------------------|---|
| 1007222 | SBS 6:UNBEDRUCKT | Marker cards for modular terminal blocks, color: white |
| 0804374 | SK 6,2/3,8:FORTL.ZAHLEN | Marker card, printed horizontally, self-adhesive, 12 identical decades marked 1-10, 11-20 etc. up to 91-(99)100, sufficient for 120 terminal blocks |
| 1050499 | ZB 6:SO/CMS | Zack strip, 10-section, divisible, special printing, marking according to customer requirements |

Drawings

Circuit diagram



Address

PHOENIX CONTACT GmbH & Co. KG
Flachsmarktstr. 8
32825 Blomberg, Germany
Phone +49 5235 3 00
Fax +49 5235 3 41200
<http://www.phoenixcontact.com>



© 2009 Phoenix Contact
Technical modifications reserved;