


GMSTBA 2,5 HC/ 2-G-7,62

Order No.: 1728853

The illustration shows the 5-position version of the product

<http://eshop.phoenixcontact.de/phoenix/treeViewClick.do?UID=1728853>Header, Nominal current: 16 A, Nom. voltage: 400 V, Pitch: 7.62 mm,
Number of positions: 2, Color: green, Assembly: Soldering

Commercial data

EAN	4046356150019
Pack	50 pcs.
Customs tariff	85366990
Weight/Piece	0.001546 KG
Catalog page information	Page 361 (CC-2009)

Product notes

WEEE/RoHS-compliant since:
07/25/2006

<http://www.download.phoenixcontact.com>
Please note that the data given here has been taken from the online catalog. For comprehensive information and data, please refer to the user documentation. The General Terms and Conditions of Use apply to Internet downloads.

Technical data

Dimensions / positions

Pitch	7.62 mm
Dimension a	7.62 mm
Number of positions	2
Pin dimensions	1 x 1 mm
Hole diameter	1.4 mm

Technical data

Insulating material group	IIIa
Rated surge voltage (III/3)	6 kV
Rated surge voltage (III/2)	6 kV
Rated surge voltage (II/2)	6 kV
Rated voltage (III/2)	630 V
Rated voltage (II/2)	630 V
Nominal current I_N	16 A
Nominal voltage U_N	400 V
Maximum load current	16 A
Insulating material	PBT
Inflammability class acc. to UL 94	V0

Accessories

Item	Designation	Description
1755477	MSTB-BL	Keying cap, for forming sections, plugs onto header pin, green insulating material

Assembly

Marking

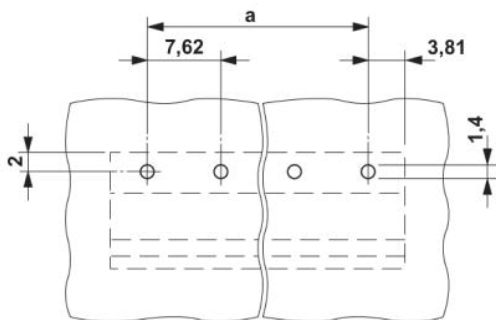
0804549	SK 7,62/3,8:FORTL.ZAHLEN	Marker card, printed horizontally, self-adhesive, 10-section marker strip, 12 identical decades marked 1-10, 11-20 etc. up to 91-99, sufficient for 120 terminal blocks
---------	--------------------------	---

Plug/Adapter

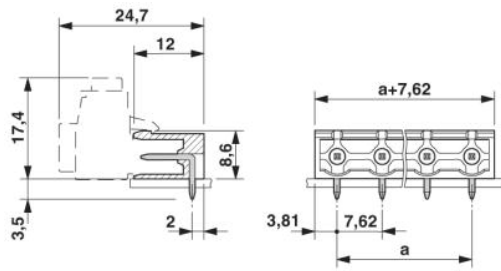
1734401	CR-MSTB	Coding section, inserted into the recess in the header or the inverted plug, red insulating material
---------	---------	--

Drawings

Drilling diagram



Dimensioned drawing



Address

PHOENIX CONTACT GmbH & Co. KG
Flachsmarktstr. 8
32825 Blomberg, Germany
Phone +49 5235 3 00
Fax +49 5235 3 41200
<http://www.phoenixcontact.com>



© 2009 Phoenix Contact
Technical modifications reserved;