

## HC-K 8/24-EBUC

Order No.: 1636321



<http://eshop.phoenixcontact.de/phoenix/treeViewClick.do?UID=1636321>

HEAVYCON female insert, K8/24 series, for 8 power and 24 control contacts, crimp connection

### Commercial data

EAN	4046356011464
Pack	1 pcs.
Customs tariff	85366990
Weight/Piece	0.0599 KG
Catalog page information	Page 447 (PC-2009)

### Product notes

WEEE/RoHS-compliant since:  
03/28/2006



<http://www.download.phoenixcontact.com>  
Please note that the data given here has been taken from the online catalog. For comprehensive information and data, please refer to the user documentation. The General Terms and Conditions of Use apply to Internet downloads.

## Technical data

### General data

Note	For housing HC-B10, power contacts: CK 2,5-ED, control contacts: CK 1,6-ED (crimp contacts not included in scope of delivery)
Connection method	Crimp connection (power contacts)
	Crimp connection (control contacts)
Ambient temperature (operation)	-40 °C ... 125 °C
Pollution degree	3
Surge voltage category	III
Insertion/withdrawal cycles	≥ 500
Design	B10
Conductor cross section	0.5 mm <sup>2</sup> ... 4 mm <sup>2</sup> (power contacts)
	0.14 mm <sup>2</sup> ... 2.5 mm <sup>2</sup> (control contacts)
Connection cross section AWG	20 ... 12 (power contacts)
	26 ... 14 (control contacts)
Stripping length of the individual wire	7.5 mm
	8 mm (0.14 - 2 mm <sup>2</sup> )
	6 mm (2.5 mm <sup>2</sup> )
Assembly instructions	-CK2.5-ED power contacts... are dismantled using a size 0 Phillips head screwdriver (DIN 5260).-Plug-in connections may only be operated only when there is no load/voltage.

### Material data

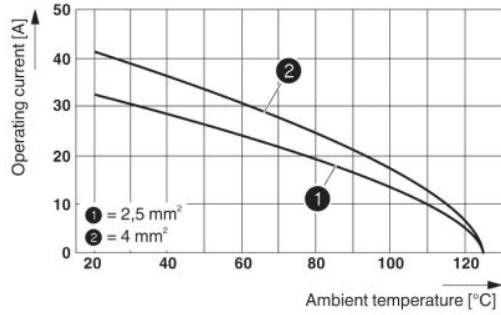
Inflammability class acc. to UL 94	V0
Contact material	Cu alloy
Material of contact surface, power contact	Ag (alternat. Au)
Material of contact surface, control contact	Ag (alternatively Au)
Contact carrier material	PA

### Electrical characteristics

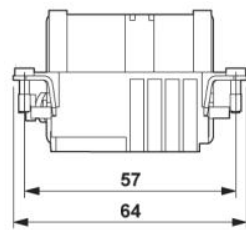
Rated voltage (III/3)	230 V (Conductor-PE)
	160 V (control contacts)
	400 V (Conductor-Conductor)
Rated surge voltage	4 kV (power contacts)
	2.5 kV (control contacts)
Rated current	16 A (power contacts)
	10 A (control contacts)

## Drawings

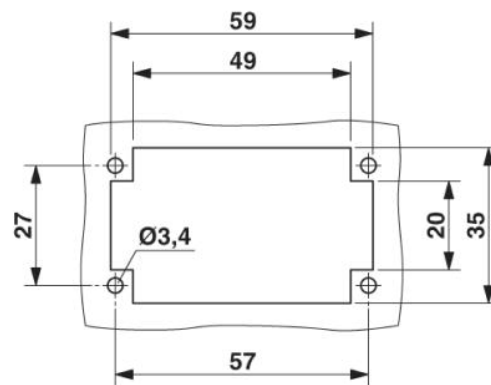
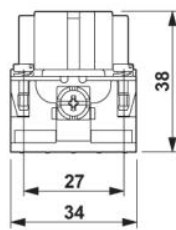
### Diagram



### Dimensioned drawing



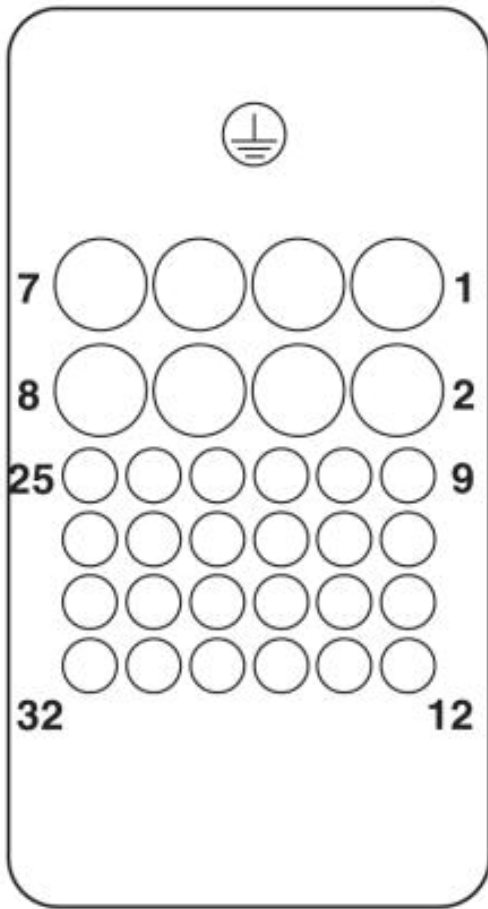
Female insert



Panel cutout

Schematic diagram

---



**Address**

PHOENIX CONTACT GmbH & Co. KG  
Flachsmarktstr. 8  
32825 Blomberg, Germany  
Phone +49 5235 3 00  
Fax +49 5235 3 41200  
<http://www.phoenixcontact.com>



© 2009 Phoenix Contact  
Technical modifications reserved;