

SAC-4P-M12MSD/ 0,5-931/M12MSD

Order No.: 1569443

<http://eshop.phoenixcontact.de/phoenix/treeViewClick.do?UID=1569443>

Bus system cable, ETHERNET, 4-pos., PUR blue halogen-free, shielded, straight connector M12 D-coded on straight connector M12 D-coded, length: 0.5 m

Ethernet**Product notes**

WEEE/RoHS-compliant since:
12/20/2007



<http://www.download.phoenixcontact.com>
Please note that the data given here has been taken from the online catalog. For comprehensive information and data, please refer to the user documentation. The General Terms and Conditions of Use apply to Internet downloads.

Commercial data

EAN	4046356336253
Pack	1 pcs.
Customs tariff	85444290
Weight/Piece	0.059 KG
Catalog page information	Page 381 (AX-2009)

Technical data**General data**

Nominal current I_N	4 A
Nominal voltage U_N	60 V
Number of positions	4
Volume resistance	$\leq 5 \text{ m}\Omega$

Insulation resistance	≥ 100 MΩ
Length of cable	0.5 m
Ambient temperature (operation)	-25 °C ... 90 °C (plug/socket)
	-20 °C ... 60 °C (cable, fixed installation)
	0 °C ... 50 °C (cable, flexible installation)

General characteristics

Coding	D - data
Inflammability class acc. to UL 94	V0
Surge voltage category	II
Pollution degree	3
Degree of protection	IP65/IP67/IP69K
Contact material	CuSn
Contact surface material	Ni/Au
Contact carrier material	PA 66
Material of grip body	TPU, hardly inflammable, self-extinguishing
Material, knurls	Zinc die-cast, (nickel-plated)
Status display	No

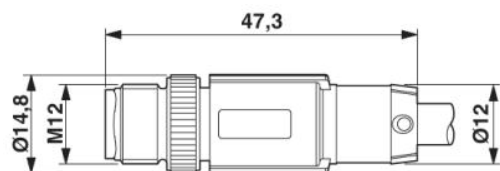
Conductor data

Cable type	Ethernet
Cable type (abbreviation)	931
Conductor cross section	0.14 mm ²
AWG signal line	26
Conductor structure, signal line	7x 0.15 mm
Core diameter including insulation	1.05 mm
External cable diameter	6.70 mm
Wire colors	White-green, white-orange
External sheath, color	water blue RAL 5021
Insulation resistance	≥ 5 GΩ*km
Conductor resistance	≤ 150 Ω/km
Working capacitance	42 pF
Wave impedance	100 Ω ±5% (At 100 MHz)
Signal speed	0.72 c
Shield attenuation	60 dB (Up to 1000 MHz)
Coupling resistance	5.00 mΩ/m (At 10 MHz)

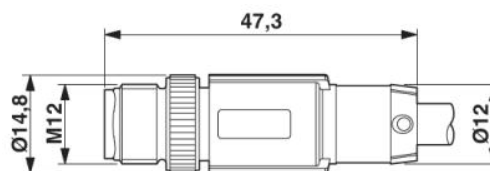
Nominal voltage, conductor	Max. 125 V
Test voltage, conductor	1000 V
Twisted pairs	2 cores to the pair
Type of pair shielding	Aluminum-lined polyester foil
Overall twist	Two pairs with two fillers to the core
Shielding	Braided shielding made of tin-plated copper wires
Outer sheath, material	PUR
Material conductor insulation	Cell PE
Conductor material	Bare Cu litz wires
Smallest bending radius, fixed installation	34 mm
Special properties	Free of substances which would hinder coating with paint or varnish
Flame resistance	complying with IEC 60332-2-2
Freedom from halogen	complying with IEC 60754-1/2
Resistance to oil	complying with DIN EN 60811-2-1
Other resistance	Microbe resistance as per VDE 0282 section 10 Hydrolysis resistance as per DIN 53504

Drawings

Dimensioned drawing

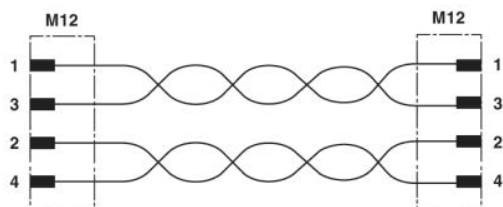


M12 x 1 male connector, straight, shielded



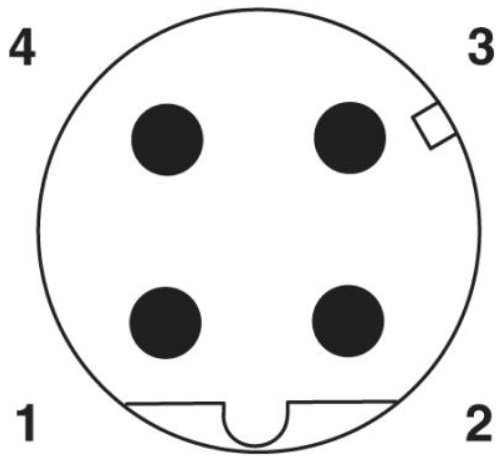
M12 x 1 male connector, straight, shielded

Circuit diagram

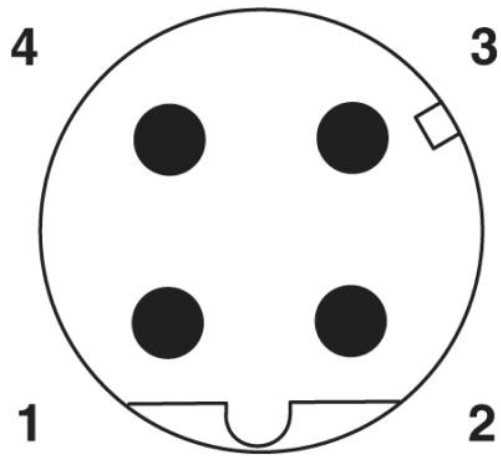


Contact assignment of M12 connector/socket

Schematic diagram



Pin assignment M12 male connector, 4-pos., D-coded, male side



Pin assignment M12 male connector, 4-pos., D-coded, male side

Address

PHOENIX CONTACT GmbH & Co. KG
Flachsmarktstr. 8
32825 Blomberg, Germany
Phone +49 5235 3 00
Fax +49 5235 3 41200
<http://www.phoenixcontact.com>



© 2009 Phoenix Contact
Technical modifications reserved;