

SAC-17P- 5,0-PVC/FS SCO

Order No.: 1555363



<http://eshop.phoenixcontact.de/phoenix/treeViewClick.do?UID=1555363>

Sensor/actuator cable, 17-pos., black PVC, straight M12 SPEEDCON socket on the free conductor end, length: 5.0 m

Commercial data

EAN	4046356176644
Pack	1 pcs.
Customs tariff	85444290
Weight/Piece	0.3327 KG
Catalog page information	Page 96 (PC-2009)

Product notes

WEEE/RoHS-compliant since:
04/13/2007



<http://www.download.phoenixcontact.com>
Please note that the data given here has been taken from the online catalog. For comprehensive information and data, please refer to the user documentation. The General Terms and Conditions of Use apply to Internet downloads.

Technical data

General data

Nominal current I_N	1.5 A
Nominal voltage U_N	30 V
Number of positions	17
Volume resistance	$\leq 5 \text{ m}\Omega$
Insulation resistance	$\geq 10 \text{ M}\Omega$

Length of cable	5 m
Ambient temperature (operation)	-25 °C ... 90 °C (plug/socket)
	-5 °C ... 80 °C (cable, flexible installation)
	-25 °C ... 80 °C (cable, fixed installation)

General characteristics

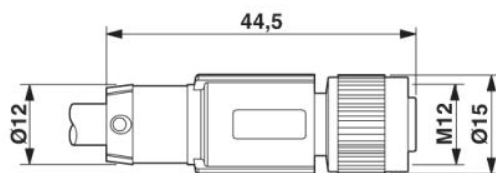
Inflammability class acc. to UL 94	HB
Surge voltage category	II
Pollution degree	3
Degree of protection	IP65/IP68/IP69K
Contact material	CuZn
Contact surface material	Ni/Au
Contact carrier material	TPU GF
Material of grip body	TPU, hardly inflammable, self-extinguishing
Material, knurls	Zinc die-cast, (nickel-plated)
Sealing material	NBR
Status display	No

Conductor data

Cable type	PVC black
Conductor cross section	0.14 mm ²
AWG signal line	26
Conductor structure, signal line	18x 0.10 mm
External cable diameter	6.80 mm
Wire colors	Color-coded DIN 47100
External sheath, color	black


Drawings

Dimensioned drawing



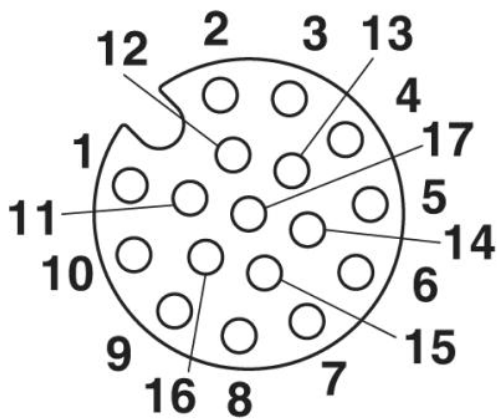
M12-SPEEDCON socket, straight

Circuit diagram



Contact assignment of the M12 socket

Schematic diagram



Pin assignment M12, 17-pos., female side view

Address

PHOENIX CONTACT GmbH & Co. KG
Flachsmarktstr. 8
32825 Blomberg, Germany
Phone +49 5235 3 00
Fax +49 5235 3 41200
<http://www.phoenixcontact.com>



© 2009 Phoenix Contact
Technical modifications reserved;