

SAC-4P-M12MSD/15,0-933

Order No.: 1524336

<http://eshop.phoenixcontact.de/phoenix/treeViewClick.do?UID=1524336>Bus system cable, PROFINET, 4-pos., green PVC, shielded, straight
M12 D-coded connector on the free conductor end, length: 15 m**PROFI
NET****Commercial data**

EAN	4046356021418
Pack	1 pcs.
Customs tariff	85444290
Weight/Piece	1.013 KG
Catalog page information	Page 380 (AX-2009)

Product notesWEEE/RoHS-compliant since:
01/01/2008

<http://www.download.phoenixcontact.com>
Please note that the data given here has been taken from the online catalog. For comprehensive information and data, please refer to the user documentation. The General Terms and Conditions of Use apply to Internet downloads.

Technical data**General data**

Nominal current I_N	4 A
Nominal voltage U_N	250 V
Number of positions	4
Volume resistance	$\leq 5 \text{ m}\Omega$

Insulation resistance	$\geq 100 \text{ M}\Omega$
Length of cable	15 m
Ambient temperature (operation)	-25 °C ... 90 °C (plug/socket)
	-40 °C ... 70 °C (cable, fixed installation)
	-5 °C ... 50 °C (cable, flexible installation)

General characteristics

Coding	D - data
Inflammability class acc. to UL 94	V0
Surge voltage category	II
Pollution degree	3
Degree of protection	IP65/IP67/IP69K
Contact material	CuSn
Contact surface material	Ni/Au
Contact carrier material	PA 66
Material of grip body	TPU, hardly inflammable, self-extinguishing
Material, knurls	Zinc die-cast, (nickel-plated)
Status display	No

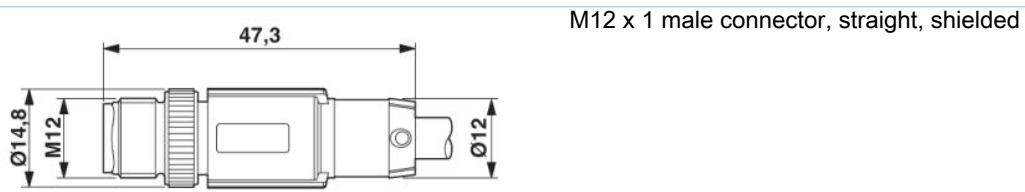
Conductor data

Cable type	PROFINET
Cable type (abbreviation)	93B
Conductor cross section	0.34 mm ²
AWG signal line	22
Conductor structure, signal line	7x 0.25 mm
Core diameter including insulation	Approx. 1.5 mm
Thickness, insulation	Approx. 0.9 mm (Outer cable sheath)
External cable diameter	6.50 mm
Wire colors	White, yellow, blue, orange
External sheath, color	Green RAL 6018
Insulation resistance	Min. 0.5 G Ω *km
Conductor resistance	$\leq 120 \text{ }\Omega/\text{km}$
Transmission characteristics (category)	CAT5e
Working capacitance	52 pF
Wave impedance	100 $\Omega \pm 15 \text{ }\Omega$ (At 1- 100 MHz)
Signal runtime	5.3 ns/m


Coupling resistance	Max. 20.00 mΩ/m
Test voltage Core/Core	2000 V
Test voltage Core/Shield	2000 V
Type of pair shielding	Aluminum-lined polyester foil
Overall twist	Star quad
Shielding	Braided shielding made of tin-plated copper wires
Outer sheath, material	PVC
Material, inner sheath	PVC
Material conductor insulation	PE
Conductor material	Tin-plated Cu litz wires
Cable weight	67 kg/km
Smallest bending radius, fixed installation	Min. 19.5 mm
Smallest bending radius, movable installation	Min. 45.5 mm
Flame resistance	IEC 60332-1

Drawings

Dimensioned drawing

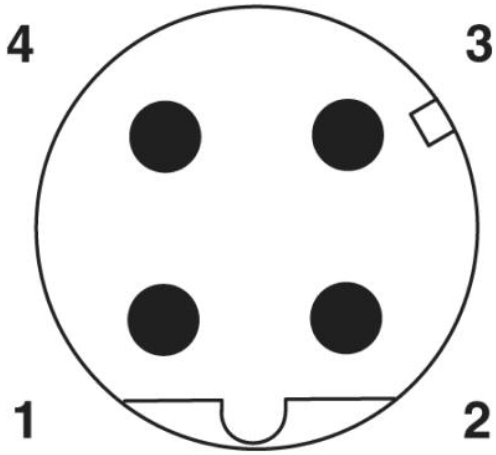


Circuit diagram



Schematic diagram

Pin assignment M12 male connector, 4-pos., D-coded, male side



Address

PHOENIX CONTACT GmbH & Co. KG
Flachsmarktstr. 8
32825 Blomberg, Germany
Phone +49 5235 3 00
Fax +49 5235 3 41200
<http://www.phoenixcontact.com>



© 2009 Phoenix Contact
Technical modifications reserved;