

SAC-2P-MSB/ 0,3-910/FSB SCO

Order No.: 1518106

<http://eshop.phoenixcontact.de/phoenix/treeViewClick.do?UID=1518106>

Bus system cable, PROFIBUS, 2-pos., PUR violet halogen-free, shielded, straight connector M12-SPEEDCON B-coded on straight M12-SPEEDCON socket, B-coded, length: 0.3 m



Commercial data	
EAN	4017918968229
Pack	1 pcs.
Customs tariff	85444290
Weight/Piece	0.0593 KG
Catalog page information	Page 272 (PC-2009)

Product notes

WEEE/RoHS-compliant since:
09/26/2006



<http://www.download.phoenixcontact.com>
Please note that the data given here has been taken from the online catalog. For comprehensive information and data, please refer to the user documentation. The General Terms and Conditions of Use apply to Internet downloads.

Technical data**General data**

Nominal current I_N	4 A
Nominal voltage U_N	250 V
Number of positions	2
Volume resistance	$\leq 5 \text{ m}\Omega$

Insulation resistance	≥ 100 MΩ
Length of cable	0.3 m
Ambient temperature (operation)	-25 °C ... 90 °C (plug/socket)
	-40 °C ... 80 °C (cable, fixed installation)
	-20 °C ... 80 °C (cable, flexible installation)

General characteristics

Coding	B - inverse
Inflammability class acc. to UL 94	V0
Surge voltage category	II
Pollution degree	3
Degree of protection	IP65/IP67/IP69K
Contact material	CuSn
Contact surface material	Ni/Au
Contact carrier material	PA 66
Material of grip body	TPU, hardly inflammable, self-extinguishing
Material, knurls	Zinc die-cast, (nickel-plated)
Sealing material	NBR
Status display	No

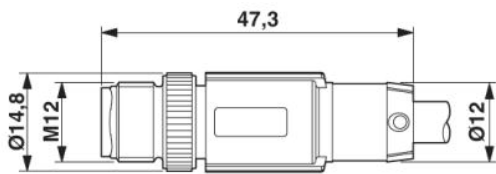
Conductor data

Cable type	PROFIBUS
Cable type (abbreviation)	910
Conductor cross section	0.25 mm ²
AWG signal line	24
Conductor structure, signal line	19x 0.13 mm
Core diameter including insulation	2.55 mm ±0.07 mm
External cable diameter	7.80 mm
Wire colors	Red, green
External sheath, color	Violet, RAL 4001
Insulation resistance	≥ 5 GΩ*km
Conductor resistance	≤ 78.4 Ω/km
Working capacitance	32 pF (core-core)
Wave impedance	Nom. 150 Ω ±10 %
Nominal voltage, conductor	30 V
Test voltage Core/Core	1500 V

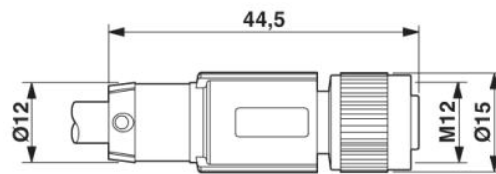
Type of pair shielding	Aluminum-lined polyester foil
Overall twist	2 cores with 2 fillers to the core
Shielding	Braided shielding made of tin-plated copper wires
Optical shield covering	80 %
Outer sheath, material	PUR
Material conductor insulation	Foamed PE
Conductor material	Tin-plated Cu litz wires
Smallest bending radius, fixed installation	Min. 78 mm
Smallest bending radius, movable installation	Min. 78 mm
Number of bending cycles	5000000
Bending radius	78 mm
Traversing path	10 m
Traversing rate	3 m/s
Acceleration	7 m/s ²
Flame resistance	IEC 60332-1
	DIN EN 50265-2-1

Drawings

Dimensioned drawing

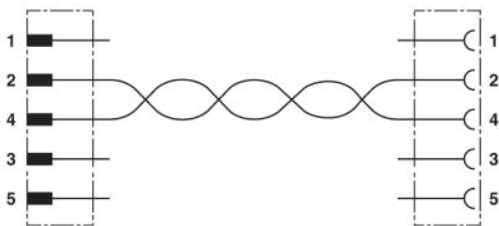


M12 x 1 male connector, straight, shielded



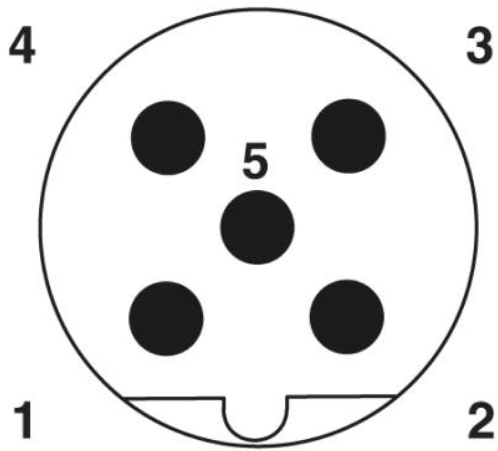
M12 x 1 female connector, straight, shielded

Circuit diagram

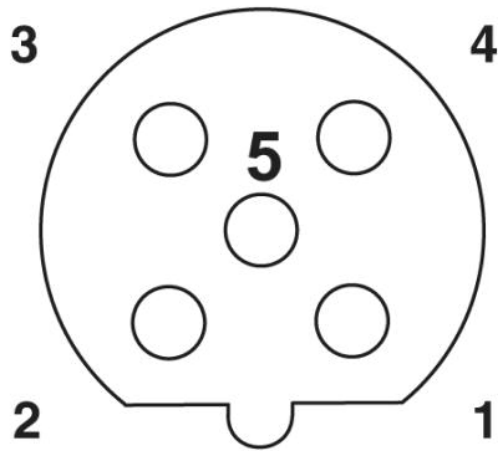


Contact assignment of the M12 plug and the M12 socket

Schematic diagram



Pin assignment M12 male connector, 5-pos., B-coded, male side



Pin assignment M12 female connector, 5-pos., B-coded, female side

Address

PHOENIX CONTACT GmbH & Co. KG
Flachmarktstr. 8
32825 Blomberg, Germany
Phone +49 5235 3 00
Fax +49 5235 3 41200
<http://www.phoenixcontact.com>



© 2009 Phoenix Contact
Technical modifications reserved;