

SAC-5P-M12FY/0,5-920/M12MS-FS

Order No.: 1514579

<http://eshop.phoenixcontact.de/phoenix/treeViewClick.do?UID=1514579>

Bus system Y cable, DeviceNet/CANOpen, 5-pos., PUR halogen-free violet, shielded, straight M12 Y socket, on straight M12 socket and straight M12 plug, length: 0.5 m



CANopen

Commercial data

EAN	4017918928032
Pack	1 pcs.
Customs tariff	85444290
Weight/Piece	0.1002 KG

Product notes

WEEE/RoHS-compliant since:
06/28/2006



<http://www.download.phoenixcontact.com>
Please note that the data given here has been taken from the online catalog. For comprehensive information and data, please refer to the user documentation. The General Terms and Conditions of Use apply to Internet downloads.

Technical data**General data**

Nominal current I_N	4 A
Nominal voltage U_N	60 V
Number of positions	5
Volume resistance	$\leq 5 \text{ m}\Omega$
Insulation resistance	$\geq 100 \text{ M}\Omega$
Length of cable	0.5 m

Ambient temperature (operation)	-25 °C ... 90 °C (plug/socket)
	-40 °C ... 80 °C (cable, fixed installation)
	-20 °C ... 75 °C (cable, flexible installation)

General characteristics

Coding	A - standard
Inflammability class acc. to UL 94	HB
Surge voltage category	II
Pollution degree	3
Degree of protection	IP65/IP67/IP69K
Contact material	CuSn
Contact surface material	Ni/Au
Contact carrier material	TPU GF
Material of grip body	TPU, hardly inflammable, self-extinguishing
Material, knurls	Nickel-plated brass
Sealing material	NBR
Status display	No

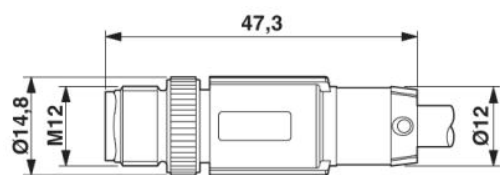
Conductor data

Cable type	CAN Bus/DeviceNet
Conductor cross section	0.25 mm ² (signal line)
	0.34 mm ² (Power supply)
	0.34 mm ² (Filler litz wire)
AWG signal line	24
Conductor structure, signal line	19x 0.13 mm
AWG power supply	22
Conductor structure, voltage supply	19x 0.16 mm
Core diameter including insulation	2.05 mm ±0.1 mm (signal line)
	1.4 mm ±0.05 mm (Power supply)
External cable diameter	6.70 mm
Wire colors	Red-black, blue-white
External sheath, color	Violet, RAL 4001
Insulation resistance	≥ 5 GΩ*km (signal line)
	≥ 100 MΩ*km (Power supply)
Conductor resistance	≤ 78.4 Ω/km (signal line)
	≥ 51.6 Ω/km (Power supply)

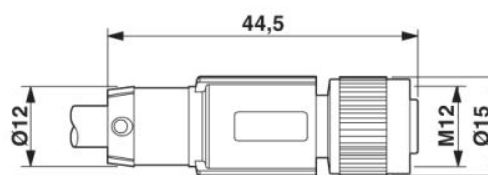
Working capacitance	39.3 pF (Signal line, Core-Core) 78.7 pF (Signal line, Core-Shield)
Nominal voltage, conductor	300 V (Power supply) 30 V (signal line)
Test voltage, conductor	1500 V (signal line) 2000 V (Power supply)
Twisted pairs	2 cores to the pair
Type of pair shielding	Aluminum-lined polyester foil
Overall twist	2 pairs around a filler litz wire in the center to the core
Shielding	Braided shielding made of tin-plated copper wires
Optical shield covering	70 %
Outer sheath, material	PUR
Material conductor insulation	PE (Power supply) Foamed PE (signal line)
Conductor material	Tin-plated Cu litz wires
Smallest bending radius, fixed installation	67 mm
Smallest bending radius, movable installation	67 mm
Number of bending cycles	5000000
Bending radius	67 mm
Traversing path	10 m
Traversing rate	3 m/s
Acceleration	7 m/s ²

Drawings

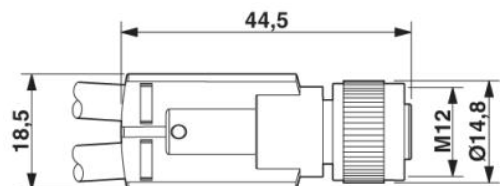
Dimensioned drawing



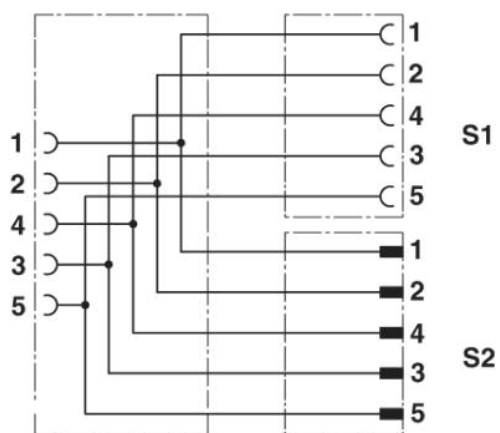
M12 x 1 male connector, straight, shielded



M12 x 1 female connector, straight, shielded
 Socket M12 x 1, Y distributor

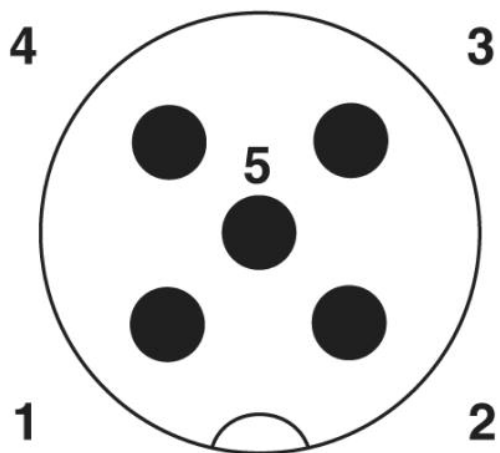


Circuit diagram

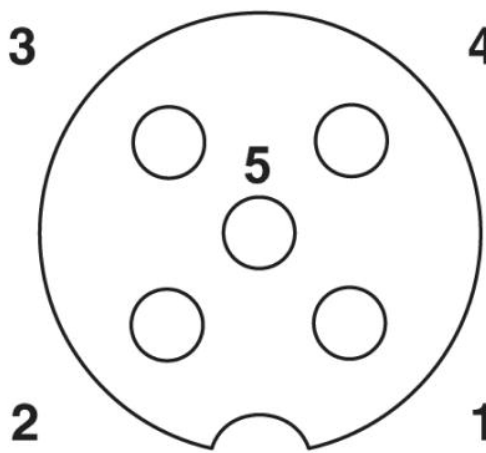


Contact assignment of the M12 socket and the M12 plug

Schematic diagram



Pin assignment M12 male connector, 5-pos., A-coded, male side



Pin assignment M12 socket, 5-pos., A-coded, socket side view

Address

PHOENIX CONTACT GmbH & Co. KG
Flachsmarktstr. 8
32825 Blomberg, Germany
Phone +49 5235 3 00
Fax +49 5235 3 41200
<http://www.phoenixcontact.com>



© 2009 Phoenix Contact
Technical modifications reserved;