

**SAC-4P-M12MS/ 0,5-186/M12FS**

Order No.: 1509539

<http://eshop.phoenixcontact.de/phoenix/treeViewClick.do?UID=1509539>Power cable, 4-pos., PUR/PVC black, straight connector M12 on  
straight socket, M12, length: 0.5 m**Commercial data**

EAN	4017918899172
Pack	1 pcs.
Customs tariff	85444290
Weight/Piece	0.0485 KG
Catalog page information	Page 12 (PC-2005)

**Product notes**WEEE/RoHS-compliant since:  
11/07/2006

<http://www.download.phoenixcontact.com>  
Please note that the data given here has been taken from the online catalog. For comprehensive information and data, please refer to the user documentation. The General Terms and Conditions of Use apply to Internet downloads.

**Technical data****General data**

Nominal current $I_N$	4 A
Nominal voltage $U_N$	250 V
Number of positions	4
Volume resistance	$\leq 5 \text{ m}\Omega$
Insulation resistance	$\geq 100 \text{ M}\Omega$

Length of cable	0.5 m
Ambient temperature (operation)	-25 °C ... 90 °C (plug/socket)
	-25 °C ... 80 °C (cable, fixed installation)
	-5 °C ... 80 °C (cable, flexible installation)

#### General characteristics

Coding	A - standard
Inflammability class acc. to UL 94	HB
Surge voltage category	II
Pollution degree	3
Degree of protection	IP65/IP68/IP69K
Contact material	CuSn
Contact surface material	Ni/Au
Contact carrier material	TPU GF
Material of grip body	TPU, hardly inflammable, self-extinguishing
Material, knurls	Zinc die-cast, (nickel-plated)
Sealing material	NBR
Status display	No

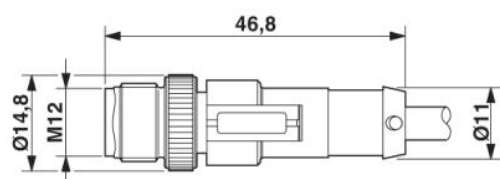
#### Conductor data

Cable type	PUR/PVC black
Cable type (abbreviation)	186
Cable abbreviation	LiY11Y
Conductor cross section	0.75 mm <sup>2</sup>
AWG signal line	18
Conductor structure, signal line	42x 0.15 mm
Core diameter including insulation	1.75 mm ±0.05 mm
Thickness, insulation	≥ 0.23 mm (Core insulation)
	≥ 0.76 mm (Outer cable sheath)
External cable diameter	5.90 mm
Wire colors	Brown, white, blue, black
External sheath, color	Black-gray RAL 7021
Insulation resistance	≥ 1 MΩ*km
Conductor resistance	Max. 26 Ω/km
Nominal voltage, conductor	≤ 300 V
Test voltage, conductor	≥ 3000 V

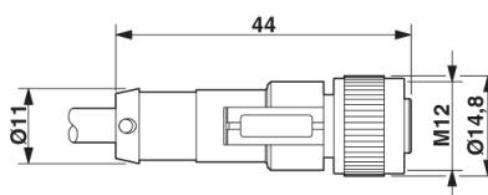
Overall twist	4 wires, twisted
Outer sheath, material	PUR
Material conductor insulation	PVC
Conductor material	Bare Cu litz wires
Cable weight	57 kg/km
Smallest bending radius, movable installation	59 mm
Number of bending cycles	2000000
Bending radius	59 mm
Traversing path	5 m
Traversing rate	3 m/s
Acceleration	5 m/s <sup>2</sup>
Flame resistance	As per UL-Style 20549

## Drawings

### Dimensioned drawing



M12 x 1 male connector, straight



M12 x 1 female connector, straight

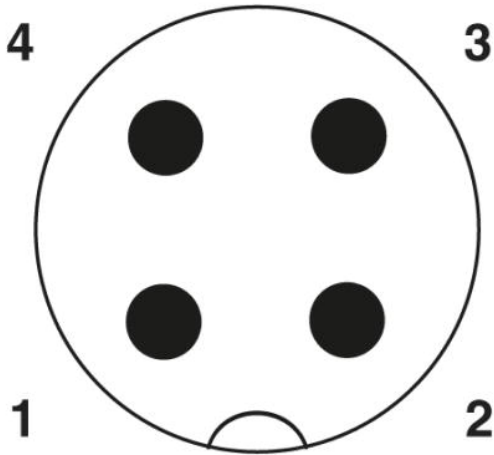
### Circuit diagram



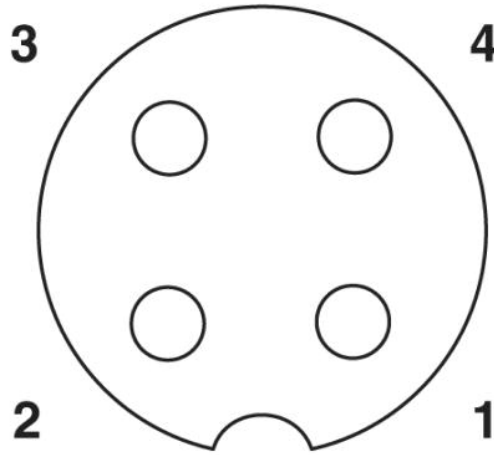
Contact assignment of the M12 connector and the M12 socket

Schematic diagram

---



Pin assignment M12 plug, 4-pos., A-coded,  
view plug side



Pin assignment M12 socket, 4-pos., A-coded,  
view female side

**Address**

PHOENIX CONTACT GmbH & Co. KG  
Flachsmarktstr. 8  
32825 Blomberg, Germany  
Phone +49 5235 3 00  
Fax +49 5235 3 41200  
<http://www.phoenixcontact.com>



© 2009 Phoenix Contact  
Technical modifications reserved;