

## SAC-17P-10,0-35T/FS SH SCO

Order No.: 1430310



<http://eshop.phoenixcontact.de/phoenix/treeViewClick.do?UID=1430310>

Sensor/actuator cable, 17-pos., PUR/PVC black, shielded, straight M12 SPEEDCON socket on free conductor end, length: 10 m

### Commercial data

EAN	4046356322584
Pack	1 pcs.
Customs tariff	85444290
Weight/Piece	0.22222 KG
Catalog page information	Page 99 (PC-2009)

### Product notes

WEEE/RoHS-compliant since: 10/10/2007



<http://www.download.phoenixcontact.com>  
Please note that the data given here has been taken from the online catalog. For comprehensive information and data, please refer to the user documentation. The General Terms and Conditions of Use apply to Internet downloads.

### Technical data

#### General data

Nominal current $I_N$	1.5 A
Nominal voltage $U_N$	30 V
Number of positions	17
Volume resistance	$\leq 5 \text{ m}\Omega$
Insulation resistance	$\geq 100 \text{ M}\Omega$

Length of cable	10 m
Ambient temperature (operation)	-25 °C ... 90 °C (plug/socket)
	-40 °C ... 80 °C (cable, fixed installation)
	-5 °C ... 80 °C (cable, flexible installation)

#### General characteristics

Coding	A - standard
Inflammability class acc. to UL 94	V0
Surge voltage category	II
Pollution degree	3
Degree of protection	IP65/IP68/IP69K
Contact material	CuZn
Contact surface material	Ni/Au
Contact carrier material	PA 66
Material of grip body	TPU, hardly inflammable, self-extinguishing
Material, knurls	Zinc die-cast, (nickel-plated)
Sealing material	NBR
Status display	No

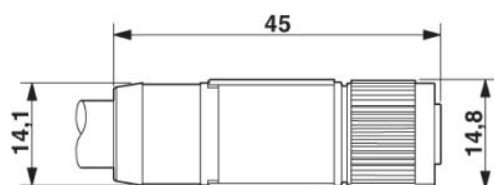
#### Conductor data

Cable type	PUR/PVC shielded, black
Conductor cross section	0.14 mm <sup>2</sup>
AWG signal line	26
Conductor structure, signal line	18x 0.10 mm
Core diameter including insulation	1 mm ±0.05 mm
External cable diameter	9.20 mm
Wire colors	White-brown, green-yellow, gray-pink, blue-red, black-violet, gray/ pink-red/blue, white/green-brown/green, white/yellow-yellow/ brown-white/gray
External sheath, color	Black RAL 9005
Conductor resistance	142 Ω/km
Overall twist	Eight pairs around the filler to the core
Shielding	Braided shielding made of tin-plated copper wires
Optical shield covering	85 %
Outer sheath, material	PUR
Material conductor insulation	PVC
Conductor material	Tin-plated Cu litz wires

Number of bending cycles	2000000
Bending radius	92 mm
Traversing path	10 m
Traversing rate	3 m/s
Acceleration	10 m/s <sup>2</sup>
Flame resistance	DIN VDE 0472 part 804, test type B
Resistance to oil	DIN VDE 0472 Part 803, test type B
Other resistance	Hydrolysis and microbe resistant as per VDE 0282 section 10

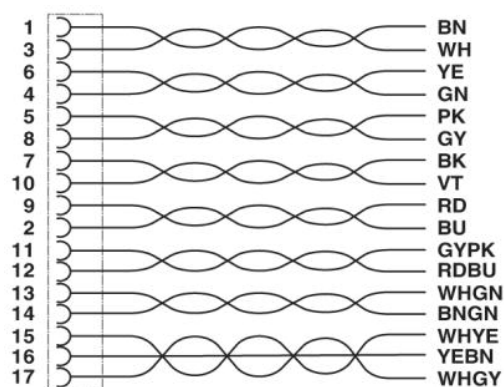
**Drawings**

Dimensioned drawing



Socket M12-SPEEDCON, straight, shielded

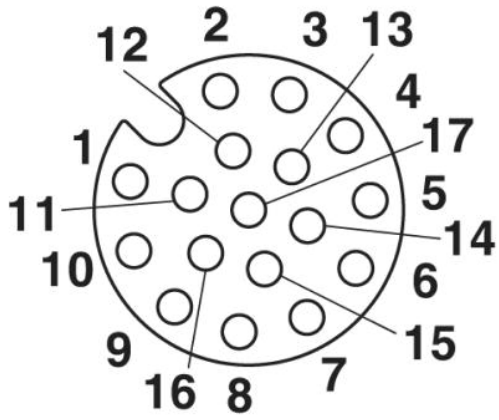
Circuit diagram



Contact assignment of the M12 socket

Schematic diagram

Pin assignment M12, 17-pos., female side view



**Address**

PHOENIX CONTACT GmbH & Co. KG  
Flachmarktstr. 8  
32825 Blomberg, Germany  
Phone +49 5235 3 00  
Fax +49 5235 3 41200  
<http://www.phoenixcontact.com>



© 2009 Phoenix Contact  
Technical modifications reserved;