

## SAC-12P-MS/ 1,5-35T SH SCO

Order No.: 1430048



<http://eshop.phoenixcontact.de/phoenix/treeViewClick.do?UID=1430048>

Sensor/actuator cable, 12-pos., PUR/PVC black, shielded, straight M12 SPEEDCON connector on free conductor end, length: 1.5 m

Commercial data	
EAN	4046356323130
Pack	1 pcs.
Customs tariff	85444290
Weight/Piece	0.158 KG
Catalog page information	Page 98 (PC-2009)

### Product notes

WEEE/RoHS-compliant since: 10/10/2007



<http://www.download.phoenixcontact.com>  
Please note that the data given here has been taken from the online catalog. For comprehensive information and data, please refer to the user documentation. The General Terms and Conditions of Use apply to Internet downloads.

## Technical data

General data	
Nominal current $I_N$	1.5 A
Nominal voltage $U_N$	30 V
Number of positions	12
Volume resistance	$\leq 5 \text{ m}\Omega$
Insulation resistance	$\geq 100 \text{ M}\Omega$

Length of cable	1.5 m
Ambient temperature (operation)	-25 °C ... 90 °C (plug/socket)
	-40 °C ... 80 °C (cable, fixed installation)
	-5 °C ... 80 °C (cable, flexible installation)

#### General characteristics

Coding	A - standard
Inflammability class acc. to UL 94	V0
Surge voltage category	II
Pollution degree	3
Degree of protection	IP65/IP68/IP69K
Contact material	CuZn
Contact surface material	Ni/Au
Contact carrier material	PA 66
Material of grip body	TPU, hardly inflammable, self-extinguishing
Material, knurls	Zinc die-cast, (nickel-plated)
Status display	No

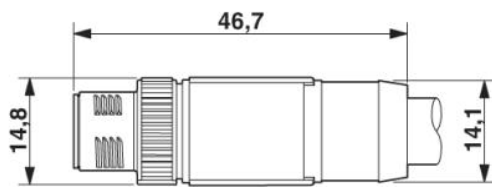
#### Conductor data

Cable type	PUR/PVC shielded, black
Cable type (abbreviation)	35T
Conductor cross section	0.14 mm <sup>2</sup>
AWG signal line	26
Conductor structure, signal line	18x 0.10 mm
Core diameter including insulation	1 mm ±0.05 mm
External cable diameter	8.50 mm
Wire colors	White-brown, green-yellow, gray-pink, blue-red, black-violet, gray/ pink-red/blue
External sheath, color	Black RAL 9005
Conductor resistance	142 Ω/km
Overall twist	Six pairs around the filler to the core
Shielding	Braided shielding made of tin-plated copper wires
Optical shield covering	85 %
Outer sheath, material	PUR
Material conductor insulation	PVC
Conductor material	Tin-plated Cu litz wires
Number of bending cycles	2000000

Bending radius	85 mm
Traversing path	10 m
Traversing rate	3 m/s
Acceleration	10 m/s <sup>2</sup>
Flame resistance	DIN VDE 0472 part 804, test type B
Resistance to oil	DIN VDE 0472 Part 803, test type B
Other resistance	Hydrolysis and microbe resistant as per VDE 0282 section 10


**Drawings**

Dimensioned drawing



M12 SPEEDCON connector, straight, shielded

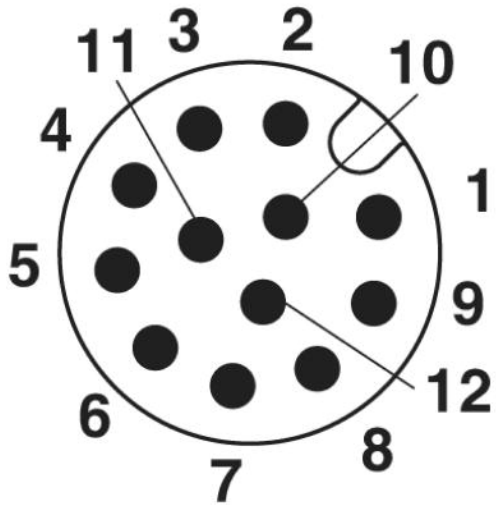
Circuit diagram



Contact assignment of the M12 plug

Schematic diagram

Pin assignment M12 male connector, 12-pos., male side view



**Address**

PHOENIX CONTACT GmbH & Co. KG  
Flachmarktstr. 8  
32825 Blomberg, Germany  
Phone +49 5235 3 00  
Fax +49 5235 3 41200  
<http://www.phoenixcontact.com>



© 2009 Phoenix Contact  
Technical modifications reserved;