

System cable - CABLE-D50SUB/B/S/ 50/KONFEK/S - 2302269

<https://www.phoenixcontact.com/in/products/2302269>

Please be informed that the data shown in this PDF document is generated from our Online Catalog. Please find the complete data in the user documentation. Our General Terms of Use for Downloads are valid.



Assembled shielded round cable; connection 1: D-SUB socket strip (1x 50-position); connection 2: D-SUB pin strip (1x 50-position); cable length: 0.5 m

System cable - CABLE-D50SUB/B/S/ 50/KONFEK/S - 2302269



<https://www.phoenixcontact.com/in/products/2302269>

Commercial Data

Order Key	2302269
Packing unit	1 pc
Minimum order quantity	1 pc
Sales Key	CK2
Catalog Page	Page 570 (C-5-2019)
GTIN	4017918894795
Weight per Piece (including packing)	241.1 GRM
Weight per Piece (excluding packing)	225.1 GRM
Customs tariff number	85444290
Country of origin	DE

System cable - CABLE-D50SUB/B/S/ 50/KONFEK/S - 2302269

<https://www.phoenixcontact.com/in/products/2302269>

Technical Data

Product properties

Insulation characteristics

Overvoltage category	II
Pollution degree	2
Insulation	Functional insulation

Ambient conditions

Degree of protection	IP20 ≥ IP54 (Installation location)
Ambient temperature (operation)	-40 °C ... 70 °C (fixed installation) -10 °C ... 70 °C (flexible installation)
Ambient temperature (storage/transport)	-40 °C ... 80 °C
Altitude	≤ 2000 m
Resistance to oil	can withstand occasional splashes (raw cable)

Electrical properties

Max. permissible operating voltage	25 V AC 60 V DC
Nominal operating mode	100% operating factor
Max. current carrying capacity per path	2 A (see to derating)
Rated insulation voltage	125 V
Rated surge voltage	1.2 kV

Cable / line

Cable structure

Type of cable	Assembled shielded round cable
External cable diameter	12.4 mm ±0.5 mm
Outer sheath, material	Semi-rigid PVC
External sheath, color	gray
Single wire, number of litz wires	14
Single wire, material	Cu uninsulated
Wire diameter incl. insulation	1.2 mm ±0.05 mm
Single wire, cross section	0.25 mm ²
Single wire, cross section [AWG]	24
Shielding	yes
Shielding	Tinned copper-braided shield, approx. 85% covering

Electrical properties

Conductor resistance	≤ 80 Ω/km (at 20 °C)
Cable insulation resistance	≥ 20 MΩ/km (at 20 °C)

System cable - CABLE-D50SUB/B/S/ 50/KONFEK/S - 2302269



<https://www.phoenixcontact.com/in/products/2302269>

Mechanical properties

Smallest bending radius, fixed installation	106 mm
Smallest bending radius, movable installation	200 mm
Bending cycles	5000 (at a radius of $\geq 15x$ outside diameter)

Ambient conditions

Halogen-free	No
Resistance to oil	can withstand occasional splashes (raw cable)
Flame resistance	IEC 60332-1-2 (raw cable)
	VDE 0842, Part 332-1-2 (raw cable)
	IEC 60332-3-22 (raw cable)
	UL VW-1
	CSA FT-1

color code

D-SUB50 (1)	D-SUB50 (1) = white
D-SUB50 (2)	D-SUB50 (2) = brown
D-SUB50 (3)	D-SUB50 (3) = green
D-SUB50 (4)	D-SUB50 (4) = yellow
D-SUB50 (5)	D-SUB50 (5) = gray
D-SUB50 (6)	D-SUB50 (6) = pink
D-SUB50 (7)	D-SUB50 (7) = blue
D-SUB50 (8)	D-SUB50 (8) = red
D-SUB50 (9)	D-SUB50 (9) = black
D-SUB50 (10)	D-SUB50 (10) = violet
D-SUB50 (11)	D-SUB50 (11) = gray-pink
D-SUB50 (12)	D-SUB50 (12) = red-blue
D-SUB50 (13)	D-SUB50 (13) = white-green
D-SUB50 (14)	D-SUB50 (14) = brown-green
D-SUB50 (15)	D-SUB50 (15) = white-yellow
D-SUB50 (16)	D-SUB50 (16) = yellow-brown
D-SUB50 (17)	D-SUB50 (17) = white-gray
D-SUB50 (18)	D-SUB50 (18) = gray-brown
D-SUB50 (19)	D-SUB50 (19) = white-pink
D-SUB50 (20)	D-SUB50 (20) = pink-brown
D-SUB50 (21)	D-SUB50 (21) = white-blue
D-SUB50 (22)	D-SUB50 (22) = brown-blue
D-SUB50 (23)	D-SUB50 (23) = white-red
D-SUB50 (24)	D-SUB50 (24) = brown-red
D-SUB50 (25)	D-SUB50 (25) = white-black
D-SUB50 (26)	D-SUB50 (26) = brown-black
D-SUB50 (27)	D-SUB50 (27) = gray-green
D-SUB50 (28)	D-SUB50 (28) = yellow-gray
D-SUB50 (29)	D-SUB50 (29) = pink-green

System cable - CABLE-D50SUB/B/S/ 50/KONFEK/S - 2302269

<https://www.phoenixcontact.com/in/products/2302269>

D-SUB50 (30)	D-SUB50 (30) = yellow-pink
D-SUB50 (31)	D-SUB50 (31) = green-blue
D-SUB50 (32)	D-SUB50 (32) = yellow-blue
D-SUB50 (33)	D-SUB50 (33) = green-red
D-SUB50 (34)	D-SUB50 (34) = yellow-red
D-SUB50 (35)	D-SUB50 (35) = green-black
D-SUB50 (36)	D-SUB50 (36) = yellow-black
D-SUB50 (37)	D-SUB50 (37) = gray-blue
D-SUB50 (38)	D-SUB50 (38) = pink-blue
D-SUB50 (39)	D-SUB50 (39) = gray-red
D-SUB50 (40)	D-SUB50 (40) = pink-red
D-SUB50 (41)	D-SUB50 (41) = gray-black
D-SUB50 (42)	D-SUB50 (42) = pink-black
D-SUB50 (43)	D-SUB50 (43) = blue-black
D-SUB50 (44)	D-SUB50 (44) = red-black
D-SUB50 (45)	D-SUB50 (45) = white-brown
D-SUB50 (46)	D-SUB50 (46) = yellow-green
D-SUB50 (47)	D-SUB50 (47) = gray-pink
D-SUB50 (48)	D-SUB50 (48) = blue-red
D-SUB50 (49)	D-SUB50 (49) = white-green
D-SUB50 (50)	D-SUB50 (50) = green-brown

Connection data

Field level

Connection method	D-SUB pin strip
Number of connections	1
Number of positions	50
Torque	0.2 Nm
Insertion/withdrawal cycles	> 200

Controller level

Connection method	D-SUB socket strip
Number of connections	1
Number of positions	50
Torque	0.2 Nm
Insertion/withdrawal cycles	> 200

Standards and regulations

Gasoline resistance	can withstand occasional splashes (raw cable)
Flame resistance	IEC 60332-1-2 (raw cable)
	VDE 0842, Part 332-1-2 (raw cable)
	IEC 60332-3-22 (raw cable)
	UL VW-1
	CSA FT-1

System cable - CABLE-D50SUB/B/S/ 50/KONFEK/S - 2302269



<https://www.phoenixcontact.com/in/products/2302269>

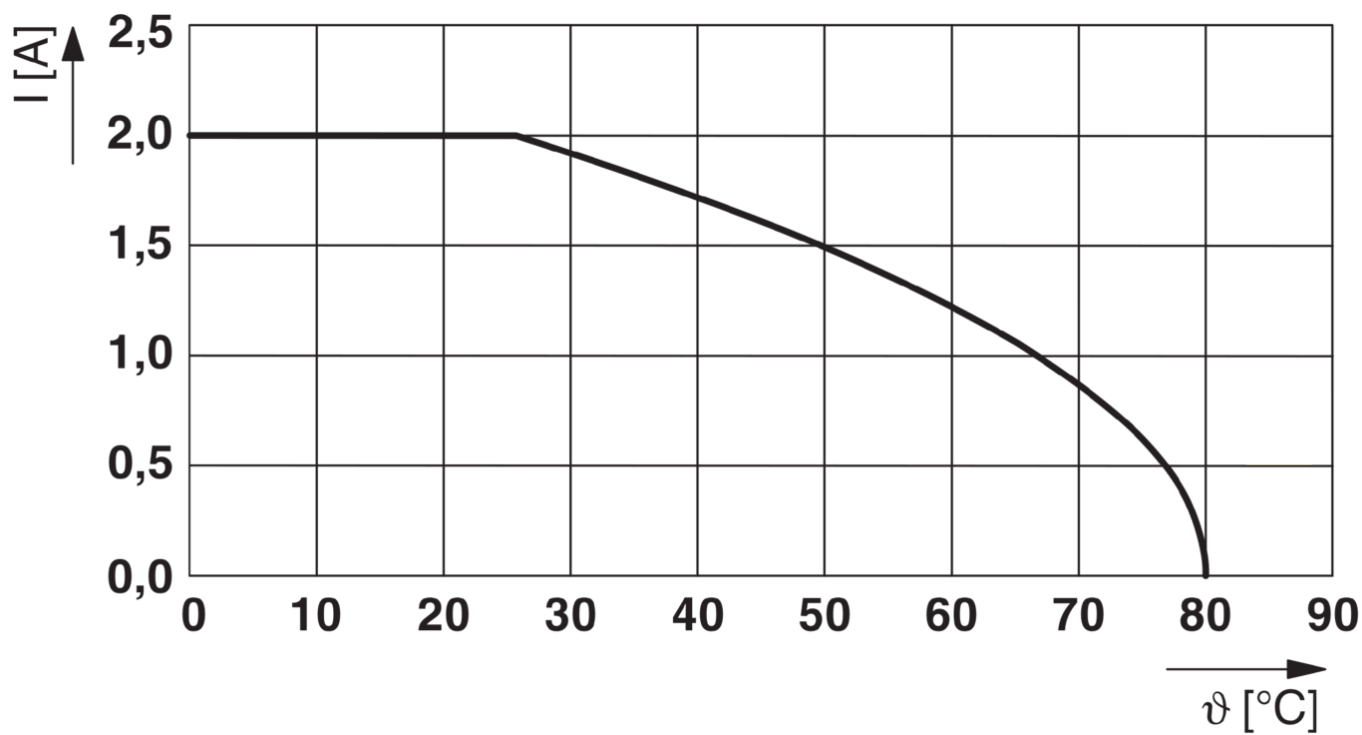
Resistance to oil	can withstand occasional splashes (raw cable)
Air clearances and creepage distances	
Standards/regulations	DIN EN 50178

System cable - CABLE-D50SUB/B/S/ 50/KONFEK/S - 2302269

<https://www.phoenixcontact.com/in/products/2302269>

Drawings

Diagram



System cable - CABLE-D50SUB/B/S/ 50/KONFEK/S - 2302269




<https://www.phoenixcontact.com/in/products/2302269>

Approvals

CSA 


Nominal voltage U_N	125 V
-----------------------	-------

Nominal current I_N	1 A
-----------------------	-----

UL Recognized 

Nominal voltage U_N	125 V
-----------------------	-------

Nominal current I_N	2 A
-----------------------	-----

cUL Recognized 

Nominal voltage U_N	125 V
-----------------------	-------

Nominal current I_N	2 A
-----------------------	-----

EAC 

cULus Recognized

System cable - CABLE-D50SUB/B/S/ 50/KONFEK/S - 2302269



<https://www.phoenixcontact.com/in/products/2302269>

Environmental Product Compliance

REACH SVHC	Lead 7439-92-1
China RoHS	Environmentally Friendly Use Period = 50 years
China RoHS	For details about hazardous substances go to tab "Downloads", Category "Manufacturer's declaration"

System cable - CABLE-D50SUB/B/S/ 50/KONFEK/S - 2302269

<https://www.phoenixcontact.com/in/products/2302269>

Accessories

Marker carrier cable

Marker carrier cable - KME - 0807083



Cable marker carrier, white, unlabeled, mounting type: Assembly with cable binders, cable diameter: > 5 mm, lettering field size: 20 mm x 8 mm

Phoenix Contact 2021 © - all rights reserved
<https://www.phoenixcontact.com>

PHOENIX CONTACT (I) Pvt. Ltd.
A-58/2, Okhla Industrial Area, Phase - II, New Delhi-110 020

+91.1275.71420
info@phoenixcontact.co.in