


Printed-circuit board connector - PC 5/12-STF1-7,62 - 1777930

Please be informed that the data shown in this PDF Document is generated from our Online Catalog. Please find the complete data in the user's documentation. Our General Terms of Use for Downloads are valid (<http://phoenixcontact.com/download>)



PCB connector, nominal cross section: 6 mm², color: green, nominal current: 41 A, rated voltage (III/2): 1000 V, contact surface: Tin, type of contact: Female connector, Number of potentials: 12, Number of rows: 1, Number of positions per row: 12, number of connections: 12, product range: PC 5/...-STF1, pitch: 7.62 mm, connection method: Screw connection with tension sleeve, conductor/PCB connection direction: 0 °, Locking clip: - without locking clip, plug-in system: POWER COMBICON 5, Locking: Screw locking, type of packaging: packed in cardboard

The figure shows a 5-pos. version of the product

Your advantages

- ✓ Well-known connection principle allows worldwide use
- ✓ Low temperature rise, thanks to maximum contact force
- ✓ Allows connection of two conductors
- ✓ Integrated double steel spring provides additional safety in the event of temperature and power fluctuations
- ✓ 600 V UL approval in the smallest of dimensions
- ✓ Screwable flange for superior mechanical stability



Key Commercial Data

Packing unit	50 pc
GTIN	
GTIN	4046356523073

Technical data

Item properties

Brief article description	PCB connector
Plug-in system	POWER COMBICON 5
Type of contact	Female connector
Range of articles	PC 5/...-STF1
Pitch	7.62 mm
Number of positions	12
Drive form screw head	Slotted Pozidriv (Z1L)
Screw thread	M3
Locking	Screw flange

Printed-circuit board connector - PC 5/12-STF1-7,62 - 1777930

Technical data

Item properties

Number of levels	1
Number of connections	12
Number of potentials	12

Electrical parameters

Nominal current	41 A
Nom. voltage	1000 V
Rated voltage (III/3)	1000 V
Rated voltage (III/2)	1000 V
Rated voltage (II/2)	1000 V
Rated surge voltage (III/3)	8 kV
Rated surge voltage (III/2)	8 kV
Rated surge voltage (II/2)	6 kV

Connection capacity

Connection method	Screw connection with tension sleeve
pluggable	Yes
Conductor cross section solid	0.2 mm ² ... 10 mm ²
Conductor cross section flexible	0.2 mm ² ... 6 mm ²
Conductor cross section AWG / kcmil	24 ... 10
Conductor cross section flexible, with ferrule without plastic sleeve	0.25 mm ² ... 6 mm ²
Conductor cross section, flexible, with ferrule, with plastic sleeve	0.25 mm ² ... 4 mm ²
2 conductors with same cross section, solid	0.2 mm ² ... 2.5 mm ²
2 conductors with same cross section, flexible	0.2 mm ² ... 4 mm ²
2 conductors with same cross section, flexible, with ferrule without plastic sleeve	0.25 mm ² ... 1.5 mm ²
2 conductors with the same cross section, flexible, with TWIN ferrule with plastic sleeve	0.25 mm ² ... 2.5 mm ²
Stripping length	10 mm
Torque	0.5 Nm ... 0.8 Nm ($\leq 4 \text{ mm}^2$ is 0.5 Nm to 0.6 Nm, $> 4 \text{ mm}^2$ is 0.7 Nm to 0.8 Nm)

Flange specifications

Type of locking	Screw locking
Mounting flange	Screw flange
Torque	0.3 Nm ... 0.7 Nm

Material data - contact

Note	WEEE/RoHS-compliant, free of whiskers according to IEC 60068-2-82/ JEDEC JESD 201
Contact material	Cu alloy
Surface characteristics	hot-dip tin-plated
Metal surface terminal point (top layer)	Tin (4 - 8 μm Sn)
Metal surface contact area (top layer)	Tin (4 - 8 μm Sn)

Printed-circuit board connector - PC 5/12-STF1-7,62 - 1777930

Technical data

Material data - housing

Housing color	green (6021)
Insulating material	PA
Insulating material group	I
CTI according to IEC 60112	600
Flammability rating according to UL 94	V0
Glow wire flammability index GWFI according to EN 60695-2-12	850
Glow wire ignition temperature GWIT according to EN 60695-2-13	775
Temperature for the ball pressure test according to EN 60695-10-2	125 °C

Dimensions for the product

Caption	Schematische Abbildung - weitere Details siehe Produktfamilienzeichnung im Download Center
Length [l]	35.5 mm
Width [w]	106.67 mm
Height [h]	19.7 mm
Pitch	7.62 mm
Height (without solder pin)	19.7 mm

Packaging information

Type of packaging	packed in cardboard
Pieces per package	50
Denomination packing units	Pcs.

General product information

Type of note	Notes on operation
Note	In accordance with IEC 61984, COMBICON connectors have no switching power (COC). During designated use, they must not be plugged in or disconnected when carrying voltage or under load.

Ambient conditions

Ambient temperature (storage/transport)	-40 °C ... 70 °C
Ambient temperature (assembly)	-5 °C ... 100 °C
Ambient temperature (operation)	-40 °C ... 100 °C (dependent on the derating curve)

Termination and connection method

Test for conductor damage and slackening	IEC 60999-1:1999-11
	Test passed

Pull-out test

Pull-out test	IEC 60999-1:1999-11
Conductor cross section / conductor type / tensile force	0.2 mm ² / solid / > 10 N
	0.2 mm ² / flexible / > 10 N
	10 mm ² / solid / > 90 N
	6 mm ² / flexible / > 80 N
	6 mm ² / solid / > 80 N

Printed-circuit board connector - PC 5/12-STF1-7,62 - 1777930

Technical data

Pull-out test

	4 mm ² / flexible / > 60 N
--	---------------------------------------

Mechanical tests according to standard

Test specification	IEC 61984
Visual inspection	IEC 60512-1-1:2002-02
Dimension check	IEC 60512-1-2:2002-02
Resistance of inscriptions	IEC 60068-2-70:1995-12
Insertion and withdrawal force	IEC 60512-13-2:2006-02
No. of cycles	50
Insertion strength per pos. approx.	8 N
Withdraw strength per pos. approx.	6.5 N
Polarization and coding	IEC 60512-13-5:2006-02
Contact holder in insert	IEC 60512-15-1:2008-05
Test force per pos.	35 N

Air clearances and creepage distances

Clearances and creepage distances	IEC 60664-1:2007-04
Specification	IEC 60664-1:2007-04
Minimum clearance - inhomogeneous field (III/3)	8 mm
Minimum clearance - inhomogeneous field (III/2)	8 mm
Minimum clearance - inhomogeneous field (II/2)	5.5 mm
Minimum creepage distance value (III/3)	12.5 mm
Minimum creepage distance value (III/2)	5 mm
Minimum creepage distance value (II/2)	5 mm

Current carrying capacity / derating curves

Caption	Type: PC 5/...-STF1-7,62 with PC 5/...-GF-7,62 Conductor cross section: 10 mm ²
---------	---

Mechanical tests (A)

Test specification	IEC 61984
Insertion strength per pos. approx.	8 N
Withdraw strength per pos. approx.	6.5 N
Polarization when inserted requirement >20 N	Test passed
Contact holder in insert requirements >20 N	Test passed

Durability tests (B)

Specification	IEC 60512-5:1992-08
Contact resistance R ₁	0.4 mΩ
Insertion/withdrawal cycles	50
Contact resistance R ₂	0.5 mΩ
Impulse withstand voltage at sea level	7.3 kV

Thermal tests (C)

Printed-circuit board connector - PC 5/12-STF1-7,62 - 1777930

Technical data

Thermal tests (C)

Specification	IEC 60512-5-1:2002-02
Number of positions	12
Upper limiting temperature requirements <100 °C	Test passed

Climatic tests (D)

Specification	ISO 6988:1985-02
Cold stress	-40 °C/2 h
Thermal stress	100 °C/168 h
Corrosive stress	0.2 dm ³ SO ₂ on 300 dm ³ /40 °C/1 cycle
Impulse withstand voltage at sea level	7.3 kV
Power-frequency withstand voltage	3.31 kV

Environmental and durability tests (E)

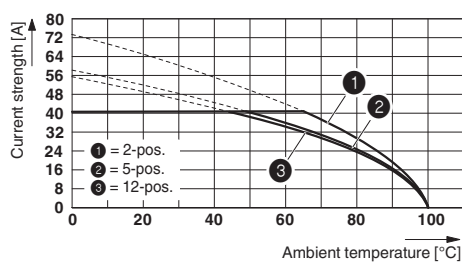
Specification	IEC 61984:2008-10
Result, degree of protection, IP code	Back of hand safety with IP10 access probe

Environmental Product Compliance

China RoHS	Environmentally Friendly Use Period = 50 years
	For details about hazardous substances go to tab "Downloads", Category "Manufacturer's declaration"

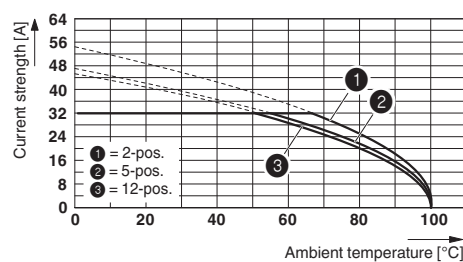
Drawings

Diagram



Type: PC 5/...-STF1-7,62 with PC 5/...-GF-7,62
 Conductor cross section: 10 mm²

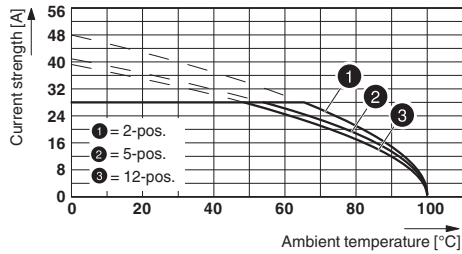
Diagram



Type: PC 5/...-STF1-7,62 with PC 5/...-GF-7,62
 Conductor cross section: 6 mm²

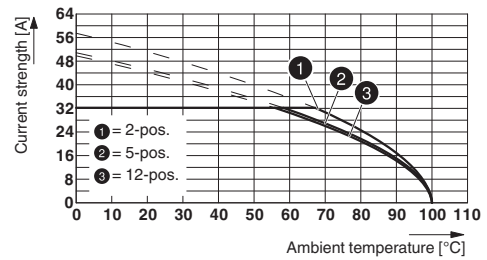
Printed-circuit board connector - PC 5/12-STF1-7,62 - 1777930

Diagram



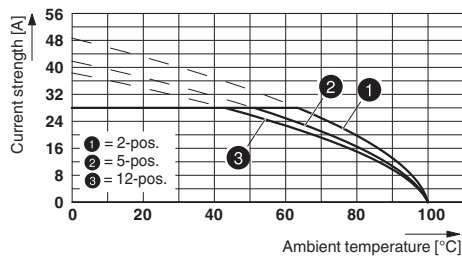
Type: PC 5/...-STF1-7,62 with PCV 4/...-G-7,62 and BF-PC 4
 Conductor cross section: 4 mm²

Diagram



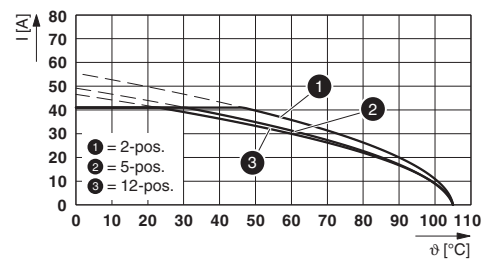
Type: PC 5/...-ST(F)1-7,62 with PC 5/...-GU(F)-7,62
 Conductor cross section: 6 mm²

Diagram



Type: PC 5/...-STF1-7,62 with PC 4/...-G-7,62 and BF-PC 4
 Conductor cross section: 4 mm²

Diagram



Type: PC 5/...-STF1-7,62 with PCV 5/...-GF-7,62

Classifications

eCl@ss

eCl@ss 10.0.1	27440309
eCl@ss 11.0	27460202
eCl@ss 4.0	27260700
eCl@ss 4.1	27260700
eCl@ss 5.0	27260700
eCl@ss 5.1	27260700
eCl@ss 6.0	27260700
eCl@ss 7.0	27440309
eCl@ss 9.0	27440309

ETIM

ETIM 3.0	EC001121
ETIM 4.0	EC002643
ETIM 6.0	EC002638
ETIM 7.0	EC002638

UNSPSC

UNSPSC 6.01	30211801
UNSPSC 7.0901	39121432

Printed-circuit board connector - PC 5/12-STF1-7,62 - 1777930

Classifications

UNSPSC

UNSPSC 11	39121432
UNSPSC 12.01	39121432
UNSPSC 13.2	39121409
UNSPSC 18.0	39121409
UNSPSC 19.0	39121409
UNSPSC 20.0	39121409
UNSPSC 21.0	39121409

Approvals


Approvals


Approvals

EAC / cULus Recognized

Ex Approvals

Approval details

EAC		B.01687
-----	---	---------

cULus Recognized		http://database.ul.com/cgi-bin/XYV/template/LISEXT/1FRAME/index.htm	E60425-19920722
	B	C	
Nominal voltage UN	600 V	600 V	
Nominal current IN	41 A	41 A	
mm ² /AWG/kcmil	24-8	24-8	

Accessories

Accessories

Coding element

Printed-circuit board connector - PC 5/12-STF1-7,62 - 1777930

Accessories

Coding profile - CP-PC RD - 1701967

Coding profile, for plugging into the coding ribs of the plug at a later date, insulating material, color: Red



Labeled terminal marker

Marker card - SK 7,62/3,8:FORTL.ZAHLEN - 0804549

Marker card, Card, white, labeled, horizontal: consecutive numbers 1 ... 10, 11 ... 20, etc. up to 91 ... 100, mounting type: adhesive, for terminal block width: 7.62 mm, lettering field size: 7.62 x 3.8 mm



Marker card - SK 3,8 REEL P7,62 WH CUS - 0825128



Marker card, Card, can be ordered: by card, white, labeled according to customer specifications, mounting type: adhesive, for terminal block width: 7.62 mm, lettering field size: continuous x 3.8 mm

Screwdriver tools

Screwdriver - SZS 0,6X3,5 - 1205053



Actuation tool, for ST terminal blocks, insulated, also suitable for use as a bladed screwdriver, size: 0.6 x 3.5 x 100 mm, 2-component grip, with non-slip grip

Terminal marking

Marker card - SK U/3,8 WH:UNBEDRUCKT - 0803906



Marker card, Sheet, white, unlabeled, can be labeled with: PLOTMARK, CMS-P1-PLOTTER, Office printing systems, mounting type: adhesive, for terminal block width: 210 mm, lettering field size: 186 x 3.8 mm, Number of individual labels: 1440

Printed-circuit board connector - PC 5/12-STF1-7,62 - 1777930

Accessories

Marker strip - SK 3,8 WH:REEL - 0805218



Marker strip, Roll, white, unlabeled, can be labeled with: THERMOMARK ROLL 2.0, THERMOMARK ROLL, THERMOMARK ROLL X1, THERMOMARK ROLLMASTER 300/600, THERMOMARK X1.2, mounting type: adhesive, for terminal block width: 90000 mm, lettering field size: continuous x 3.8 mm, Number of individual labels: 210000

Additional products

Printed-circuit board connector - PC 5/12-GF-7,62 - 1720893



PCB header, nominal cross section: 6 mm², color: green, nominal current: 41 A, rated voltage (III/2): 630 V, contact surface: Tin, type of contact: Male connector, Number of potentials: 12, Number of rows: 1, Number of positions per row: 12, number of connections: 12, product range: PC 5/..-GF, pitch: 7.62 mm, mounting: Wave soldering, pin layout: Linear pinning, solder pin [P]: 5 mm, plug-in system: POWER COMBICON 5, Locking: Screw locking, type of packaging: packed in cardboard

Printed-circuit board connector - PC 5/12-GFU-7,62 - 1721119



PCB header, nominal cross section: 6 mm², color: green, nominal current: 41 A, rated voltage (III/2): 630 V, contact surface: Tin, type of contact: Male connector, Number of potentials: 12, Number of rows: 1, Number of positions per row: 12, number of connections: 12, product range: PC 5/..-GFU, pitch: 7.62 mm, mounting: Wave soldering, pin layout: Linear pinning, solder pin [P]: 5 mm, plug-in system: POWER COMBICON 5, Locking: Screw locking, type of packaging: packed in cardboard

Printed-circuit board connector - PCV 5/12-GF-7,62 - 1721009



PCB header, nominal cross section: 6 mm², color: green, nominal current: 41 A, rated voltage (III/2): 630 V, contact surface: Tin, type of contact: Male connector, Number of potentials: 12, Number of rows: 1, Number of positions per row: 12, number of connections: 12, product range: PCV 5/..-GF, pitch: 7.62 mm, mounting: Wave soldering, pin layout: Linear pinning, solder pin [P]: 5 mm, plug-in system: POWER COMBICON 5, Locking: Screw locking, type of packaging: packed in cardboard

Printed-circuit board connector - DFK-PC 5/12-GF-7,62 - 1727799



Feed-through header, nominal cross section: 6 mm², color: green, nominal current: 41 A, rated voltage (III/2): 630 V, contact surface: Tin, type of contact: Male connector, Number of potentials: 12, Number of rows: 1, Number of positions per row: 12, number of connections: 12, product range: DFK-PC 5/..-GF, pitch: 7.62 mm, mounting: Wave soldering, pin layout: Linear pinning, solder pin [P]: 4.9 mm, plug-in system: POWER COMBICON 5, Locking: Screw locking, type of packaging: packed in cardboard

Printed-circuit board connector - PC 5/12-STF1-7,62 - 1777930

Accessories

Printed-circuit board connector - DFK-PC 5/12-GFU-7,62 - 1716056



Feed-through header, nominal cross section: 6 mm², color: green, nominal current: 41 A, rated voltage (III/2): 630 V, contact surface: Tin, type of contact: Male connector, Number of potentials: 12, Number of rows: 1, Number of positions per row: 12, number of connections: 12, product range: DFK-PC 5/...-GFU, pitch: 7.62 mm, mounting: Wave soldering, pin layout: Linear pinning, solder pin [P]: 4.26 mm, plug-in system: POWER COMBICON 5, Locking: Screw locking, type of packaging: packed in cardboard

Printed-circuit board connector - DFK-PCV 5/12-GF-7,62 - 1716496



Feed-through header, nominal cross section: 6 mm², color: green, nominal current: 41 A, rated voltage (III/2): 630 V, contact surface: Tin, type of contact: Male connector, Number of potentials: 12, Number of rows: 1, Number of positions per row: 12, number of connections: 12, product range: DFK-PCV 5/...-GF, pitch: 7.62 mm, mounting: Wave soldering, pin layout: Linear pinning, solder pin [P]: 5 mm, plug-in system: POWER COMBICON 5, Locking: Screw locking, type of packaging: packed in cardboard

Printed-circuit board connector - DFK-PC 5/12-GF-SH-7,62 - 1716166



Feed-through header, nominal cross section: 6 mm², color: green, nominal current: 41 A, rated voltage (III/2): 630 V, contact surface: Tin, type of contact: Male connector, Number of potentials: 12, Number of rows: 1, Number of positions per row: 12, number of connections: 12, product range: DFK-PC 5/...-GF-SH, pitch: 7.62 mm, mounting: Wave soldering, pin layout: Linear pinning, solder pin [P]: 5 mm, plug-in system: POWER COMBICON 5, Locking: Screw locking, type of packaging: packed in cardboard

Printed-circuit board connector - DFK-PC 5/12-GFU-SH-7,62 - 1716276



Feed-through header, nominal cross section: 6 mm², color: green, nominal current: 41 A, rated voltage (III/2): 630 V, contact surface: Tin, type of contact: Male connector, Number of potentials: 12, Number of rows: 1, Number of positions per row: 12, number of connections: 12, product range: DFK-PC 5/...-GFU-SH, pitch: 7.62 mm, mounting: Wave soldering, pin layout: Linear pinning, solder pin [P]: 4.26 mm, plug-in system: POWER COMBICON 5, Locking: Screw locking, type of packaging: packed in cardboard

Feed-through plug - DFK-PC 5/12-STF-7,62 - 1716713



Feed-through connector, nominal cross section: 6 mm², color: green, nominal current: 41 A, rated voltage (III/2): 1000 V, contact surface: Tin, type of contact: Male connector, Number of potentials: 12, Number of rows: 1, Number of positions per row: 12, number of connections: 12, product range: DFK-PC 5/...-STF, pitch: 7.62 mm, connection method: Screw connection with tension sleeve, conductor/PCB connection direction: 0 °, plug-in system: POWER COMBICON 5, Locking: Screw locking, type of packaging: packed in cardboard

Phoenix Contact 2021 © - all rights reserved
<http://www.phoenixcontact.com>

PHOENIX CONTACT GmbH & Co. KG
Flachsmarktstr. 8
32825 Blomberg
Germany
Tel. +49 5235 300
Fax +49 5235 3 41200
<http://www.phoenixcontact.com>