

Female insert - HCC 4-F - 1600001

Please be informed that the data shown in this PDF Document is generated from our Online Catalog. Please find the complete data in the user's documentation. Our General Terms of Use for Downloads are valid (<http://phoenixcontact.com/download>)

Female insert, nom. voltage: 500 V, nominal current: 25 A, connection method: Screw connection, number of connections: 10, number of positions: 10, cross section: 0.2 mm² - 4 mm², AWG: 24 - 12, width: 92 mm, height: 18 mm, color: gray, mounting type: direct screw connection




Your advantages

- Sturdy strain relief for plug and socket
- Touch proof, even when unplugged



Key Commercial Data

Packing unit	50 pc
GTIN	 4 017918 021733
GTIN	4017918021733

Technical data

General

Number of positions	10
Number of levels	1
Number of connections	10
Potentials	10
Nominal cross section	4 mm ²
Color	gray
Insulating material	PA
Flammability rating according to UL 94	V2
Rated surge voltage	6 kV
Degree of pollution	3
Overvoltage category	III
Insulating material group	I
Maximum power dissipation for nominal condition	1.02 W
Maximum load current	25 A (with 4 mm ² conductor cross section)

Female insert - HCC 4-F - 1600001

Technical data

General

Nominal current I_N	25 A
Nominal voltage U_N	500 V
Open side panel	No

Dimensions

Width	92 mm
Length	31.5 mm
Height	18 mm
Drill hole spacing	83 mm
Pitch	7.62 mm

Connection data

Connection method	Screw connection
Screw thread	M3
Stripping length	7 mm
Tightening torque, min	0.5 Nm
Tightening torque max	0.6 Nm
Connection in acc. with standard	IEC 61984
Conductor cross section solid min.	0.2 mm ²
Conductor cross section solid max.	4 mm ²
Conductor cross section AWG min.	24
Conductor cross section AWG max.	12
Conductor cross section flexible min.	0.2 mm ²
Conductor cross section flexible max.	4 mm ²
Min. AWG conductor cross section, flexible	24
Max. AWG conductor cross section, flexible	12
Conductor cross section flexible, with ferrule without plastic sleeve min.	0.25 mm ²
Conductor cross section flexible, with ferrule without plastic sleeve max.	4 mm ²
Conductor cross section flexible, with ferrule with plastic sleeve min.	0.25 mm ²
Conductor cross section flexible, with ferrule with plastic sleeve max.	4 mm ²
2 conductors with same cross section, solid min.	0.2 mm ²
2 conductors with same cross section, solid max.	2.5 mm ²
2 conductors with same cross section, stranded min.	0.2 mm ²
2 conductors with same cross section, stranded max.	2.5 mm ²
Two conductors with the same cross section, flexible, with TWIN ferrules, with plastic sleeve, minimum	0.5 mm ²
Two conductors with the same cross section, flexible, with TWIN ferrules, with plastic sleeve, maximum	2.5 mm ²
Two conductors with the same cross section stranded, with ferrule and without plastic sleeve, minimum	0.25 mm ²
Two conductors with the same cross section stranded, with ferrule and without plastic sleeve, maximum	1.5 mm ²
Internal cylindrical gage	A4

Female insert - HCC 4-F - 1600001

Technical data

Ambient conditions

Operating temperature	-60 °C ... 105 °C (max. short-term operating temperature 125°C)
Ambient temperature (storage/transport)	-25 °C ... 60 °C (for a short time, not exceeding 24 h, -60 °C to +70 °C)
Permissible humidity (storage/transport)	30 % ... 70 %
Ambient temperature (assembly)	-5 °C ... 70 °C
Ambient temperature (actuation)	-5 °C ... 70 °C

Standards and Regulations

Connection in acc. with standard	CSA
	IEC 61984
Flammability rating according to UL 94	V2

Environmental Product Compliance

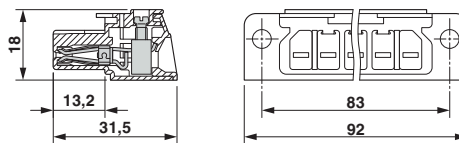
China RoHS	Environmentally Friendly Use Period = 50 years
	For details about hazardous substances go to tab "Downloads", Category "Manufacturer's declaration"

Drawings

Circuit diagram



Dimensional drawing



Classifications

eCl@ss

eCl@ss 10.0.1	27141190
eCl@ss 11.0	27141190
eCl@ss 4.0	27141100
eCl@ss 4.1	27141100
eCl@ss 5.0	27141100
eCl@ss 5.1	27141100
eCl@ss 6.0	27149200
eCl@ss 7.0	27149214
eCl@ss 9.0	27141190

ETIM

ETIM 2.0	EC000897
ETIM 3.0	EC000897
ETIM 4.0	EC000796
ETIM 6.0	EC002848
ETIM 7.0	EC002848

Female insert - HCC 4-F - 1600001

Classifications

UNSPSC

UNSPSC 6.01	30211811
UNSPSC 7.0901	39121410
UNSPSC 11	39121410
UNSPSC 12.01	39121410
UNSPSC 13.2	31162903
UNSPSC 18.0	39121410
UNSPSC 19.0	39121410
UNSPSC 20.0	39121410
UNSPSC 21.0	39121410

Approvals


Approvals

Approvals


CSA / LR / UL Recognized / DNV GL

Ex Approvals

Approval details

CSA		http://www.csagroup.org/services-industries/product-listing/	13631
Nominal voltage UN		300 V	
Nominal current IN		20 A	
mm ² /AWG/kcmil		28-10	

LR		http://www.lr.org/en	96/20012
----	---	---	----------

UL Recognized		http://database.ul.com/cgi-bin/XYV/template/LISEXT/1FRAME/index.htm	FILE E 60425
Nominal voltage UN		B 250 V	C 300 V
Nominal current IN		20 A	20 A
mm ² /AWG/kcmil		30-10	30-10

Female insert - HCC 4-F - 1600001

Approvals

DNV GL		https://approvalfinder.dnvgl.com/	TAE00001EZ
--------	---	---	------------

Accessories

Accessories

Coding element

Coding profile - CP-HCC 4 - 1600027

Coding profile, number of positions: 1, pitch: 0 mm, color: red



Screwdriver tools

Screwdriver - SZS 0,6X3,5 - 1205053



Actuation tool, for ST terminal blocks, insulated, also suitable for use as a bladed screwdriver, size: 0.6 x 3.5 x 100 mm, 2-component grip, with non-slip grip

Strain relief

Strain relief - HCC 4-SR - 3100224

Strain relief, color: gray



Support

Foot element - HCC 4-FE - 1600069

Foot element, color: gray



Female insert - HCC 4-F - 1600001

Accessories

Additional products

Plug - HCC 4-M - 1600014

Plug, nom. voltage: 500 V, nominal current: 25 A, connection method: Screw connection, number of connections: 10, cross section: 0.2 mm² - 4 mm², AWG: 24 - 12, width: 92 mm, height: 18 mm, color: gray, mounting type: direct screw connection



Phoenix Contact 2021 © - all rights reserved
<http://www.phoenixcontact.com>

PHOENIX CONTACT GmbH & Co. KG
Flachsmarktstr. 8
32825 Blomberg
Germany
Tel. +49 5235 300
Fax +49 5235 3 41200
<http://www.phoenixcontact.com>