

Docking frames - HC-B 10-ANDOCK - 1586125

Please be informed that the data shown in this PDF Document is generated from our Online Catalog. Please find the complete data in the user's documentation. Our General Terms of Use for Downloads are valid (<http://phoenixcontact.com/download>)



Docking frame for racks, for contact inserts of B10 type, with four M5 flat headed screws, rack balance x/y axis +/- 1.5 mm



Key Commercial Data

Packing unit	2 pc
GTIN	
GTIN	4046356345736

Technical data

General

Material	Stainless steel
Type	B10
Assembly instructions	Due to the floating docking frame, a metal attachment panel must be grounded.
Connection	For contact inserts from series B10, DD42, BB18, K, M

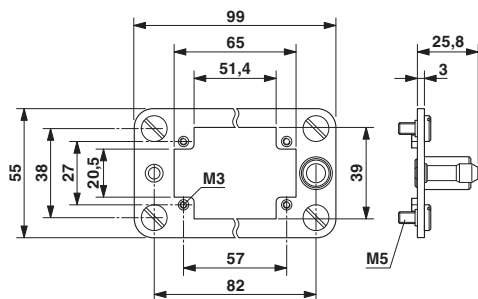
Environmental Product Compliance

	Lead 7439-92-1
China RoHS	Environmentally Friendly Use Period = 50
	For details about hazardous substances go to tab "Downloads", Category "Manufacturer's declaration"

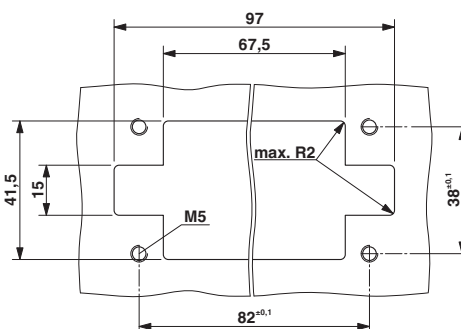
Drawings

Docking frames - HC-B 10-ANDOCK - 1586125

Dimensional drawing



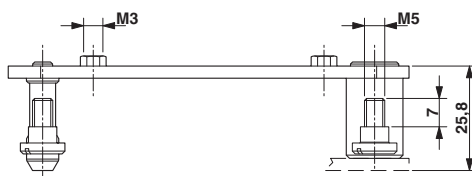
Dimensional drawing



Dimensional drawing

Mounting cutout

Dimensional drawing



max. dimensions of both the docking frames (in case of standard contacts 25.8 mm; in case of fiber optics contacts 27 mm; in case of pneumatic contacts 26.5 mm)

Phoenix Contact 2019 © - all rights reserved
<http://www.phoenixcontact.com>

PHOENIX CONTACT GmbH & Co. KG
Flachsmarktstr. 8
32825 Blomberg
Germany
Tel. +49 5235 300
Fax +49 5235 3 41200
<http://www.phoenixcontact.com>