

# Feed-through header - GICV 2,5/ 6-G-7,62 - 1828951

Please be informed that the data shown in this PDF Document is generated from our Online Catalog. Please find the complete data in the user's documentation. Our General Terms of Use for Downloads are valid (<http://phoenixcontact.com/download>)

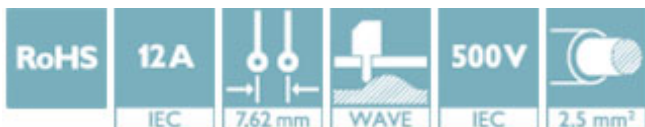
PCB headers, nominal current: 12 A, rated voltage (III/2): 630 V, number of positions: 6, pitch: 7.62 mm, color: green, contact surface: Tin, mounting: Wave soldering



The figure shows a 10-position version of the product

## Your advantages

- ✔ Use in shock-proof applications up to 630 V (III/2)
- ✔ Clear separation of PCB inputs/outputs
- ✔ Maximum flexibility when it comes to device design – one header for connectors with different connection technologies
- ✔ Easy PCB replacement thanks to plug-in modules
- ✔ Well-known mounting principle allows worldwide use
- ✔ Larger pitch for increased voltage requirements
- ✔ Vertical connection enables multi-row arrangement on the PCB



## Key Commercial Data

Packing unit	50 pc
Minimum order quantity	50 pc
GTIN	
GTIN	4017918050849

## Technical data

### Dimensions

Length [ l ]	10.2 mm
Width	45.62 mm
Pitch	7.62 mm
Dimension a	38.1 mm
Width [ w ]	45.62 mm
Height [ h ]	22.6 mm
Height	19 mm

# Feed-through header - GICV 2,5/ 6-G-7,62 - 1828951

## Technical data

### Dimensions

Length of the solder pin	3.6 mm
Pin dimensions	0.48 x 1.14 mm
Pin spacing	5.04 mm
Length	10.2 mm

### General

Range of articles	GICV 2,5/..-G
Insulating material group	I
Rated surge voltage (III/3)	6 kV
Rated surge voltage (III/2)	6 kV
Rated surge voltage (II/2)	6 kV
Rated voltage (III/3)	500 V
Rated voltage (III/2)	630 V
Rated voltage (II/2)	1000 V
Connection in acc. with standard	EN-VDE
Nominal current $I_N$	12 A
Maximum load current	12 A
Insulating material	PA
Flammability rating according to UL 94	V0
Color	green
Number of positions	6

### Standards and Regulations

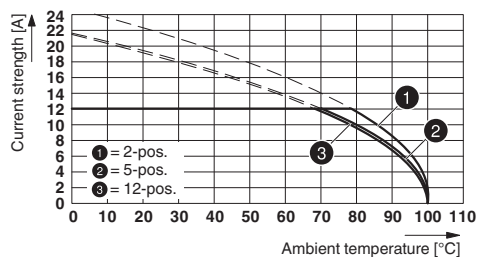
Connection in acc. with standard	EN-VDE
	CSA
Flammability rating according to UL 94	V0

### Environmental Product Compliance

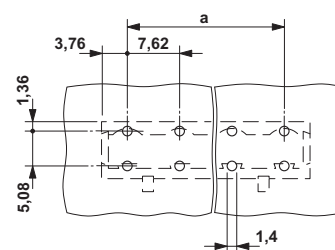
China RoHS	Environmentally friendly use period: unlimited = EFUP-e
	No hazardous substances above threshold values

## Drawings

Diagram



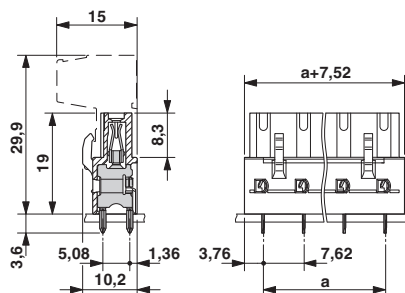
Drilling diagram



Type: GIC 2,5/...-ST-7,62 with GICV 2,5/...-G-7,62

# Feed-through header - GICV 2,5/ 6-G-7,62 - 1828951

Dimensional drawing



## Approvals

### Approvals

#### Approvals

CSA / IECCEB CB Scheme / VDE Gutachten mit Fertigungsüberwachung / EAC / cULus Recognized

#### Ex Approvals

### Approval details

CSA		<a href="http://www.csagroup.org/services-industries/product-listing/">http://www.csagroup.org/services-industries/product-listing/</a>	13631
	D	B	
Nominal voltage UN	300 V	300 V	
Nominal current IN	10 A	10 A	


IECEE CB Scheme		<a href="http://www.iecee.org/">http://www.iecee.org/</a>	DE1-58978-B1B2
Nominal voltage UN	400 V		
Nominal current IN	12 A		

VDE Gutachten mit Fertigungsüberwachung		<a href="http://www2.vde.com/de/Institut/Online-Service/VDE-gepruefteProdukte/Seiten/Online-Suche.aspx">http://www2.vde.com/de/Institut/Online-Service/VDE-gepruefteProdukte/Seiten/Online-Suche.aspx</a>	40004701
Nominal voltage UN	400 V		
Nominal current IN	12 A		

# Feed-through header - GICV 2,5/ 6-G-7,62 - 1828951

## Approvals

EAC		B.01742
-----	---	---------

cULus Recognized		<a href="http://database.ul.com/cgi-bin/XYV/template/LISEXT/1FRAME/index.htm">http://database.ul.com/cgi-bin/XYV/template/LISEXT/1FRAME/index.htm</a>	E60425-19931014
------------------	---	---	-----------------

	D	B
Nominal voltage UN	300 V	250 V
Nominal current IN	10 A	12 A

Phoenix Contact 2019 © - all rights reserved  
<http://www.phoenixcontact.com>

PHOENIX CONTACT GmbH & Co. KG  
Flachsmarktstr. 8  
32825 Blomberg  
Germany  
Tel. +49 5235 300  
Fax +49 5235 3 41200  
<http://www.phoenixcontact.com>