

Single relay - REL-MR-BL-24DC/21HC/MS - 2908180


Please be informed that the data shown in this PDF Document is generated from our Online Catalog. Please find the complete data in the user's documentation. Our General Terms of Use for Downloads are valid (<http://phoenixcontact.com/download>)



Plug-in miniature relay, with power contact, 1 changeover contact, test button, mechanical switch position indicator, polarity: bipolar, input voltage: 24 V DC



Key Commercial Data

Packing unit	10 pc
Minimum order quantity	10 pc
GTIN	 4 055626 277899
GTIN	4055626277899

Technical data

Dimensions

Width	13 mm
Height	29 mm
Depth	25.5 mm

Ambient conditions

Ambient temperature (operation)	-40 °C ... 70 °C
Ambient temperature (storage/transport)	-40 °C ... 85 °C

Coil side

Nominal input voltage U_N	24 V DC
Input voltage range in reference to U_N	0.8 ... 2.2 (see diagram)
Typical input current at U_N	17 mA
Typical response time	9 ms
Typical release time	6 ms
Power dissipation for nominal condition	0.41 W

Contact side

Contact type	1 PDT
--------------	-------

Single relay - REL-MR-BL-24DC/21HC/MS - 2908180

Technical data

Contact side

Type of switch contact	Single contact
Contact material	AgNi
Maximum switching voltage	250 V AC/DC
Minimum switching voltage	12 V (at 10 mA)
Min. switching current	10 mA (at 12 V)
Maximum inrush current	32 A (20 ms)
Limiting continuous current	16 A
Interrupting rating (ohmic load) max.	384 W (at 24 V DC)
	62 W (at 48 V DC)
	48 W (at 60 V DC)
	53 W (at 110 V DC)
	66 W (at 220 V DC)

General

Test voltage relay winding/relay contact	5 kV AC (50 Hz, 1 min.)
Operating mode	100% operating factor
Degree of protection	RT II
Mechanical service life	5x 10 ⁶ cycles
Service life, electrical	see diagram
Mounting position	any

Standards and Regulations

Standards/regulations	IEC 61810
	IEC 60664
Rated insulation voltage	250 V AC
Degree of pollution	2
Overvoltage category	III

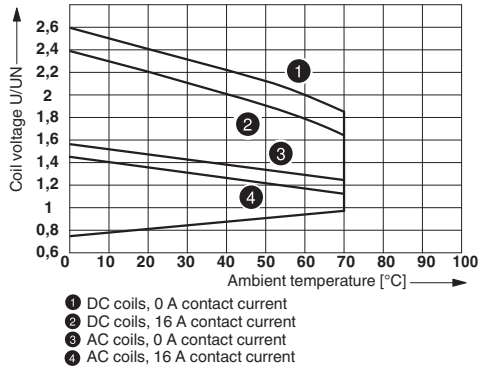
Environmental Product Compliance

China RoHS	Environmentally friendly use period: unlimited = EFUP-e
	No hazardous substances above threshold values

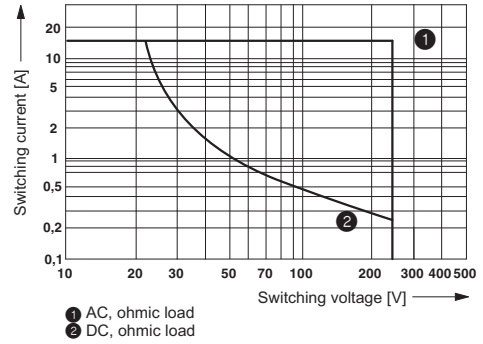
Drawings

Single relay - REL-MR-BL-24DC/21HC/MS - 2908180

Diagram



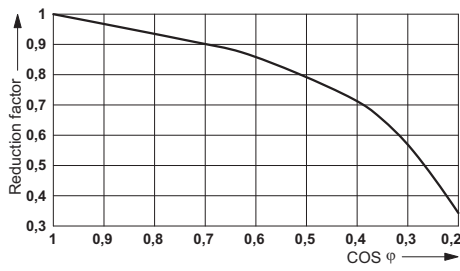
Diagram



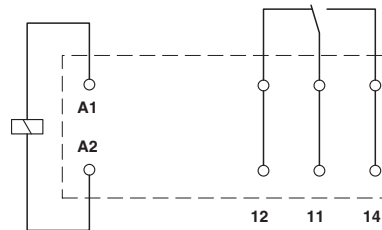
Operating voltage range

Interrupting rating

Diagram



Circuit diagram



Service life reduction factor with various cos phi

Approvals

Approvals

Approvals

UL Recognized / cUL Recognized / EAC / cULus Recognized

Ex Approvals

Approval details

UL Recognized



<http://database.ul.com/cgi-bin/XYV/template/LISEXT/1FRAME/index.htm>

FILE E 195083

Single relay - REL-MR-BL-24DC/21HC/MS - 2908180

Approvals

cUL Recognized



<http://database.ul.com/cgi-bin/XYV/template/LISEXT/1FRAME/index.htm>

FILE E 195083

EAC



RU C-
DE.A*30.B.01082

cULus Recognized



Phoenix Contact 2019 © - all rights reserved
<http://www.phoenixcontact.com>

PHOENIX CONTACT GmbH & Co. KG
Flachsmarktstr. 8
32825 Blomberg
Germany
Tel. +49 5235 300
Fax +49 5235 3 41200
<http://www.phoenixcontact.com>