

Feed-through header - GIC 2,5/ 2-G-7,62 - 1828676

Please be informed that the data shown in this PDF Document is generated from our Online Catalog. Please find the complete data in the user's documentation. Our General Terms of Use for Downloads are valid (<http://phoenixcontact.com/download>)

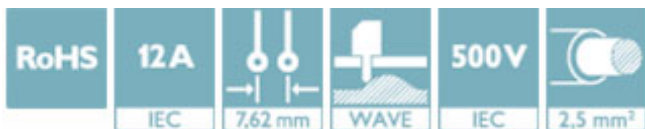
PCB headers, nominal current: 12 A, rated voltage (III/2): 630 V, number of positions: 2, pitch: 7.62 mm, color: green, contact surface: Tin, mounting: Wave soldering



The figure shows a 10-position version of the product

Your advantages

- ✓ Maximum flexibility when it comes to device design – one header for connectors with different connection technologies
- ✓ Easy PCB replacement thanks to plug-in modules
- ✓ Well-known mounting principle allows worldwide use
- ✓ Larger pitch for increased voltage requirements



Key Commercial Data

Packing unit	50 pc
Minimum order quantity	50 pc
GTIN	
GTIN	4017918050580

Technical data

Dimensions

Length [l]	19 mm
Width	15.14 mm
Pitch	7.62 mm
Dimension a	7.62 mm
Width [w]	15.14 mm
Height [h]	13.7 mm
Height	10.2 mm
Length of the solder pin	3.5 mm
Pin dimensions	0.48 x 1.14 mm
Pin spacing	5.08 mm

Feed-through header - GIC 2,5/ 2-G-7,62 - 1828676

Technical data

Dimensions

Length	19 mm
--------	-------

General

Range of articles	GIC 2,5/..-G
Insulating material group	I
Rated surge voltage (III/3)	6 kV
Rated surge voltage (III/2)	6 kV
Rated surge voltage (II/2)	6 kV
Rated voltage (III/3)	500 V
Rated voltage (III/2)	630 V
Rated voltage (II/2)	1000 V
Connection in acc. with standard	EN-VDE
Nominal current I_N	12 A
Maximum load current	12 A
Insulating material	PA
Flammability rating according to UL 94	V0
Color	green
Number of positions	2

Standards and Regulations

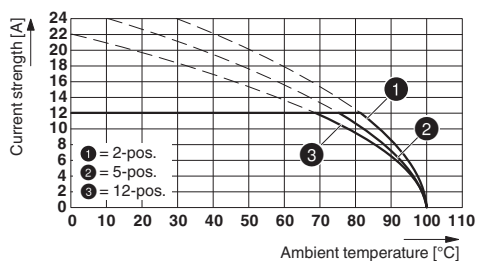
Connection in acc. with standard	EN-VDE
	CSA
Flammability rating according to UL 94	V0

Environmental Product Compliance

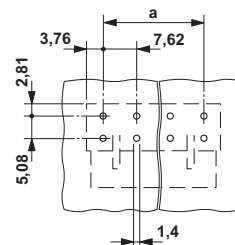
China RoHS	Environmentally friendly use period: unlimited = EFUP-e
	No hazardous substances above threshold values

Drawings

Diagram



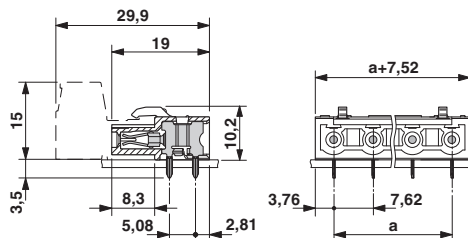
Drilling diagram



Type: GIC 2,5/...-ST-7,62 with GIC 2,5/...-G-7,62

Feed-through header - GIC 2,5/ 2-G-7,62 - 1828676

Dimensional drawing



Approvals

Approvals

Approvals

CSA / IECCE CB Scheme / VDE Gutachten mit Fertigungsüberwachung / EAC / cULus Recognized

Ex Approvals

Approval details

CSA		http://www.csagroup.org/services-industries/product-listing/	13631
	D	B	
Nominal voltage UN	300 V	300 V	
Nominal current IN	10 A	10 A	


IECEE CB Scheme		http://www.iecee.org/	DE1-58978-B1B2
Nominal voltage UN	400 V		
Nominal current IN	12 A		

VDE Gutachten mit Fertigungsüberwachung		http://www2.vde.com/de/Institut/Online-Service/VDE-gepruefteProdukte/Seiten/Online-Suche.aspx	40004701
Nominal voltage UN	400 V		
Nominal current IN	12 A		

Feed-through header - GIC 2,5/ 2-G-7,62 - 1828676

Approvals

EAC		B.01742
-----	---	---------

cULus Recognized		http://database.ul.com/cgi-bin/XYV/template/LISEXT/1FRAME/index.htm	E60425-19931014
	D	B	
Nominal voltage UN	300 V	250 V	
Nominal current IN	10 A	12 A	

Phoenix Contact 2019 © - all rights reserved
<http://www.phoenixcontact.com>

PHOENIX CONTACT GmbH & Co. KG
Flachsmarktstr. 8
32825 Blomberg
Germany
Tel. +49 5235 300
Fax +49 5235 3 41200
<http://www.phoenixcontact.com>