

# Relay Module - EMG 10-REL/KSR-230/ 1-LC AU - 2964416

Please be informed that the data shown in this PDF Document is generated from our Online Catalog. Please find the complete data in the user's documentation. Our General Terms of Use for Downloads are valid (<http://phoenixcontact.com/download>)




Relay module, with soldered-in miniature switching relay, gold contact for small loads, 1 N/O contact, input voltage 230 V AC/DC

## Your advantages

- Safe isolation according to DIN EN 50178 between coil and contact
- Integrated input circuit and interference suppression circuit



## Key Commercial Data

Packing unit	10 pc
GTIN	 4 017918 107475
GTIN	4017918107475

## Technical data

### Note

Utilization restriction	EMC: class A product, see manufacturer's declaration in the download area
-------------------------	---

### Dimensions

Width	10.6 mm
Height	75 mm
Depth	53.5 mm

### Ambient conditions

Ambient temperature (operation)	-20 °C ... 40 °C
Ambient temperature (storage/transport)	-20 °C ... 70 °C

### Coil side

Nominal input voltage $U_N$	230 V AC/DC
Input voltage range in reference to $U_N$	0.8 ... 1.1
Typical input current at $U_N$	4.8 mA

# Relay Module - EMG 10-REL/KSR-230/ 1-LC AU - 2964416

## Technical data

### Coil side

Typical response time	7 ms
Typical release time	11 ms
Protective circuit	Bridge rectifier Bridge rectifier
	Surge protection Varistor
Operating voltage display	Yellow LED
Power dissipation for nominal condition	1.1 W

### Contact side

Contact type	Double contact, 1 N/O contact
Type of switch contact	Double contact
Contact material	AgPd60, hard gold-plated
Maximum switching voltage	30 V AC
	36 V DC
Minimum switching voltage	100 $\mu$ V
Min. switching current	20 $\mu$ A
Maximum inrush current	0.2 A
Limiting continuous current	0.5 A
Interrupting rating (ohmic load) max.	5 W (at 24 V DC)

### Contact side (with destroyed gold layer)

Note	the following values are applicable if a gold layer is destroyed
Maximum switching voltage	125 V AC
	150 V DC
Limiting continuous current	2 A
Maximum inrush current	2 A
Interrupting rating (ohmic load) max.	29 W (at 24 V DC)
	29 W (at 48 V DC)
	29 W (at 60 V DC)

### General

Test voltage relay winding/relay contact	4 kV AC (50 Hz, 1 min.)
Operating mode	100% operating factor
Degree of protection	IP20
Mechanical service life	approx. $2 \times 10^7$ cycles
Mounting position	any
Assembly instructions	In rows with zero spacing

### Connection data input side

Connection name	Coil side
Connection method	Screw connection
Stripping length	8 mm
Screw thread	M3
Conductor cross section solid	0.2 mm <sup>2</sup> ... 4 mm <sup>2</sup>

# Relay Module - EMG 10-REL/KSR-230/ 1-LC AU - 2964416

## Technical data

### Connection data input side

Conductor cross section flexible	0.2 mm <sup>2</sup> ... 2.5 mm <sup>2</sup>
Conductor cross section AWG	24 ... 12

### Connection data output side

Connection name	Contact side
Connection method	Screw connection
Stripping length	8 mm
Screw thread	M3
Conductor cross section solid	0.2 mm <sup>2</sup> ... 4 mm <sup>2</sup>
Conductor cross section flexible	0.2 mm <sup>2</sup> ... 2.5 mm <sup>2</sup>
Conductor cross section AWG	24 ... 12

### Standards and Regulations

Connection in acc. with standard	CUL
Standards/regulations	IEC 60664
	EN 50178
Rated insulation voltage	260 V AC
Rated surge voltage	4 kV
Insulation	Basic insulation
Degree of pollution	2
Overvoltage category	III

### Environmental Product Compliance

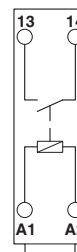
	Lead 7439-92-1
China RoHS	Environmentally Friendly Use Period = 50
	For details about hazardous substances go to tab "Downloads", Category "Manufacturer's declaration"

## Drawings

Connection diagram

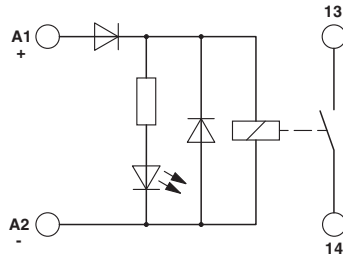


Circuit diagram



# Relay Module - EMG 10-REL/KSR-230/ 1-LC AU - 2964416

Circuit diagram



## Approvals

### Approvals

Approvals

UL Recognized / cUL Recognized / EAC / cULus Recognized

Ex Approvals

### Approval details

UL Recognized		<a href="http://database.ul.com/cgi-bin/XYV/template/LISEXT/1FRAME/index.htm">http://database.ul.com/cgi-bin/XYV/template/LISEXT/1FRAME/index.htm</a>	FILE E 238705
cUL Recognized		<a href="http://database.ul.com/cgi-bin/XYV/template/LISEXT/1FRAME/index.htm">http://database.ul.com/cgi-bin/XYV/template/LISEXT/1FRAME/index.htm</a>	FILE E 238705
EAC			RU C- DE.A*30.B.01082
cULus Recognized			

Phoenix Contact 2019 © - all rights reserved  
<http://www.phoenixcontact.com>

PHOENIX CONTACT GmbH & Co. KG  
Flachmarktstr. 8  
32825 Blomberg  
Germany  
Tel. +49 5235 300  
Fax +49 5235 3 41200  
<http://www.phoenixcontact.com>