

Feed-through header - PTSM 0,5/ 8-HH0-2,5-SMD WH R44 - 1814977

Please be informed that the data shown in this PDF Document is generated from our Online Catalog. Please find the complete data in the user's documentation. Our General Terms of Use for Downloads are valid (<http://phoenixcontact.com/download>)

PCB headers, nominal current: 6 A, rated voltage (III/2): 160 V, number of positions: 8, pitch: 2.5 mm, color: white, contact surface: Tin, mounting: SMD soldering



The figure shows a 3-position version

Your advantages

- ✓ White design: Stable color when welding and during use
- ✓ Designed for integration into the SMT soldering process
- ✓ Supplied in tape-on-reel packing according to IEC 60286-3 for automated mounting
- ✓ Additional solder anchors reduce the mechanical strain on the soldering spots



Key Commercial Data

Packing unit	600 pc
Minimum order quantity	600 pc
GTIN	
GTIN	4046356761185

Technical data

Dimensions

Length [l]	9.5 mm
Width	25.6 mm
Pitch	2.5 mm
Dimension a	17.5 mm
Width [w]	25.6 mm
Height [h]	5 mm
Height	5 mm
Length	9.5 mm

General

Range of articles	PTSM 0,5/...-HH-SMD WH
-------------------	------------------------

Feed-through header - PTSM 0,5/ 8-HH0-2,5-SMD WH R44 - 1814977

Technical data

General

Insulating material group	I
Rated surge voltage (III/3)	2.5 kV
Rated surge voltage (III/2)	2.5 kV
Rated surge voltage (II/2)	2.5 kV
Rated voltage (III/3)	125 V
Rated voltage (III/2)	160 V
Rated voltage (II/2)	320 V
Connection in acc. with standard	EN-VDE
Nominal current I_N	6 A
Maximum load current	6 A
Insulating material	HT PA
Flammability rating according to UL 94	V0
Color	white
Number of positions	8

Standards and Regulations

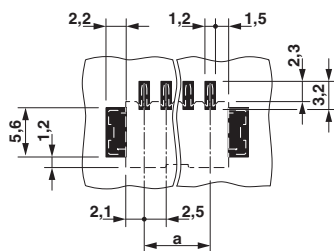
Connection in acc. with standard	EN-VDE
	UL
Flammability rating according to UL 94	V0

Environmental Product Compliance

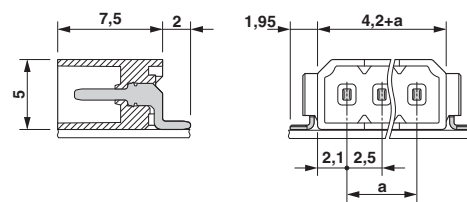
China RoHS	Environmentally friendly use period: unlimited = EFUP-e
	No hazardous substances above threshold values

Drawings

Drilling diagram

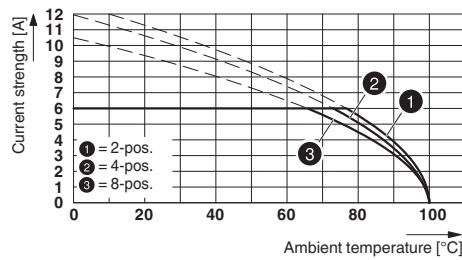


Dimensional drawing



Feed-through header - PTSM 0,5/ 8-HH0-2,5-SMD WH R44 - 1814977

Diagram



Derating curve for: PTSM 0,5/...-P-2,5 with PTSM 0,5/...-HH-2,5-SMD R..

Approvals

Approvals

Approvals

UL Recognized / VDE Zeichengenehmigung / EAC / cULus Recognized

Ex Approvals

Approval details


UL Recognized		http://database.ul.com/cgi-bin/XYV/template/LISEXT/1FRAME/index.htm	E118976-20130619
		B	
Nominal voltage UN	150 V		
Nominal current IN	5 A		

VDE Zeichengenehmigung		http://www2.vde.com/de/Institut/Online-Service/VDE-gepruefteProdukte/Seiten/Online-Suche.aspx	40048497
Nominal voltage UN	160 V		
Nominal current IN	6 A		
mm ² /AWG/kcmil	0.14-.5		

EAC		B.01742
-----	--	---------

Feed-through header - PTSM 0,5/ 8-HH0-2,5-SMD WH R44 - 1814977

Approvals

cULus Recognized		http://database.ul.com/cgi-bin/XYV/template/LISEXT/1FRAME/index.htm E60425-20110108
		B
Nominal voltage UN		150 V
Nominal current IN		6 A

Phoenix Contact 2019 © - all rights reserved
<http://www.phoenixcontact.com>

PHOENIX CONTACT GmbH & Co. KG
Flachsmarktstr. 8
32825 Blomberg
Germany
Tel. +49 5235 300
Fax +49 5235 3 41200
<http://www.phoenixcontact.com>