

## Contact insert - HC-B06-I-PT-M - 1407728

Please be informed that the data shown in this PDF Document is generated from our Online Catalog. Please find the complete data in the user's documentation. Our General Terms of Use for Downloads are valid (<http://phoenixcontact.com/download>)




HEAVYCON pin insert, B6 series, 6 + PE-pos., push-in connection

### Your advantages

- ✓ For fast coding with plastic profile
- ✓ Conductor connection without tools
- ✓ Significant time savings during conductor connection
- ✓ Test connection for 2 mm test plug



### Key Commercial Data

Packing unit	1 pc
GTIN	 4 046356 777537
GTIN	4046356777537

### Technical data

#### General

Note	For HEAVYCON ADVANCE and HEAVYCON housing of B6 type. Plug-in connections may only be operated only when there is no load/voltage.
	Connectors may be operated only when there is no load/voltage.
	For solid conductors or stranded conductors with ferrules
Connection method	Push-in connection
Number of connections per position	1
Degree of pollution	3
Overvoltage category	III
Number of positions	6+PE
Insertion/withdrawal cycles	≥ 500
Size	B6
Contact numbering	1 - 6
Conductor cross section	0.14 mm <sup>2</sup> ... 2.5 mm <sup>2</sup>

# Contact insert - HC-B06-I-PT-M - 1407728

## Technical data

### General

Connection cross section AWG	26 ... 14
Stripping length	8 mm ... 10 mm
Assembly instructions	To ensure correct use, installation in housing with IP54 protection or better is required
Connection	Connectors may only be operated when there is no load/the power is switched off. Can be used for solid wires and stranded wires with ferrule.

### Ambient conditions

Ambient temperature (operation)	-40 °C ... 125 °C (including heating up of contacts)
---------------------------------	--

### Material data

Contact material	Copper alloy
Contact surface material	Ag/Sn (tarnish protection)
Contact carrier material	PC
Standards/regulations	PC: Fire protection in rail vehicles - requirement sets R22 and R23 acc. to DIN EN 45545-2 (Risk level HL1 - HL2)
	PC: Fire protection in rail vehicles - requirement set R24 acc. to DIN EN 45545-2 (Risk level HL1 - HL3)

### Electrical characteristics

Rated voltage (III/3)	500 V
Rated surge voltage	6 kV
Rated current	16 A (power contacts)

### Standards and Regulations

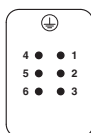
Flammability rating according to UL 94	V0
--	----

### Environmental Product Compliance

China RoHS	Environmentally friendly use period: unlimited = EFUP-e
	No hazardous substances above threshold values

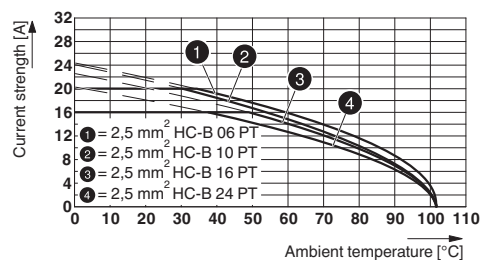
## Drawings

Schematic diagram



Connector pin assignment, connection side

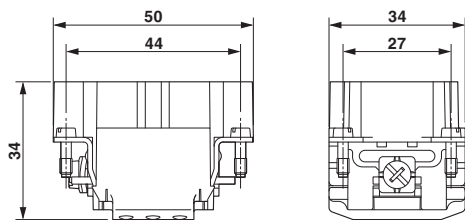
Diagram



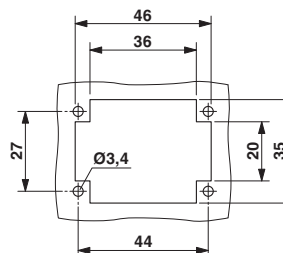
Derating diagram

# Contact insert - HC-B06-I-PT-M - 1407728

Dimensional drawing



Dimensional drawing



Dimensional drawing

Mounting cutout when used without housing

## Approvals

### Approvals

#### Approvals

CSA / GL / UL Recognized / EAC

#### Ex Approvals

### Approval details

CSA		<a href="http://www.csagroup.org/services-industries/product-listing/">http://www.csagroup.org/services-industries/product-listing/</a>	13631
Nominal voltage UN		600 V	
Nominal current IN		13 A	
mm <sup>2</sup> /AWG/kcmil		14	

GL		<a href="http://exchange.dnv.com/tari/">http://exchange.dnv.com/tari/</a>	6196614 HH
----	--	---	------------

UL Recognized		<a href="http://database.ul.com/cgi-bin/XYV/template/LISEXT/1FRAME/index.htm">http://database.ul.com/cgi-bin/XYV/template/LISEXT/1FRAME/index.htm</a>	FILE E 118976
Nominal voltage UN		600 V	
Nominal current IN		13 A	
mm <sup>2</sup> /AWG/kcmil		14	

## Contact insert - HC-B06-I-PT-M - 1407728

### Approvals

EAC



RU C-  
DE.AI30.B.01102

Phoenix Contact 2019 © - all rights reserved  
<http://www.phoenixcontact.com>

PHOENIX CONTACT GmbH & Co. KG  
Flachsmarktstr. 8  
32825 Blomberg  
Germany  
Tel. +49 5235 300  
Fax +49 5235 3 41200  
<http://www.phoenixcontact.com>