

Feed-through header - PTSM 0,5/ 3-HH-2,5-SMD R32 - 1778777

Please be informed that the data shown in this PDF Document is generated from our Online Catalog. Please find the complete data in the user's documentation. Our General Terms of Use for Downloads are valid (<http://phoenixcontact.com/download>)

PCB headers, nominal current: 6 A, rated voltage (III/2): 160 V, number of positions: 3, pitch: 2.5 mm, color: black, contact surface: Tin, mounting: SMD soldering, Article with anti-rotation pin




Your advantages

- Designed for integration into the SMT soldering process
- Supplied in tape-on-reel packing according to IEC 60286-3 for automated mounting
- Additional solder anchors reduce the mechanical strain on the soldering spots



Key Commercial Data

Packing unit	600 pc
Minimum order quantity	600 pc
GTIN	 4 046356 529983
GTIN	4046356529983

Technical data

Dimensions

Length [l]	7.5 mm
Width	11.3 mm
Pitch	2.5 mm
Dimension a	5 mm
Width [w]	11.3 mm
Height [h]	5 mm
Height	5 mm
Pin spacing	2.50 mm
Length	7.5 mm

General

Range of articles	PTSM 0,5/..-HH-SMD
Insulating material group	IIIa

Feed-through header - PTSM 0,5/ 3-HH-2,5-SMD R32 - 1778777

Technical data

General

Rated surge voltage (III/3)	2.5 kV
Rated surge voltage (III/2)	2.5 kV
Rated surge voltage (II/2)	2.5 kV
Rated voltage (III/3)	50 V
Rated voltage (III/2)	160 V
Rated voltage (II/2)	160 V
Connection in acc. with standard	EN-VDE
Nominal current I_N	6 A
Maximum load current	6 A
Insulating material	LCP
Flammability rating according to UL 94	V0
Color	black
Number of positions	3

Standards and Regulations

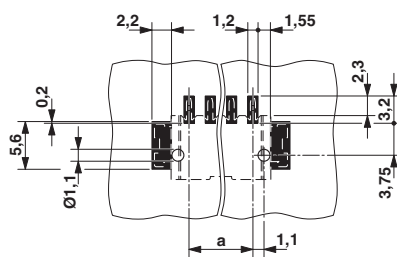
Connection in acc. with standard	EN-VDE
	UL
Flammability rating according to UL 94	V0

Environmental Product Compliance

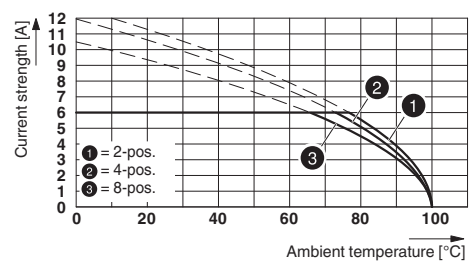
China RoHS	Environmentally friendly use period: unlimited = EFUP-e
	No hazardous substances above threshold values

Drawings

Drilling diagram



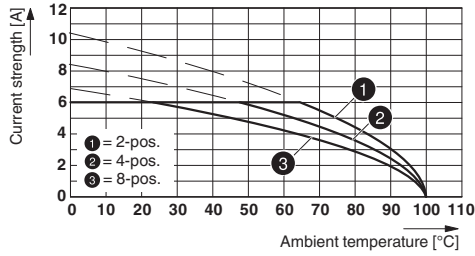
Diagram



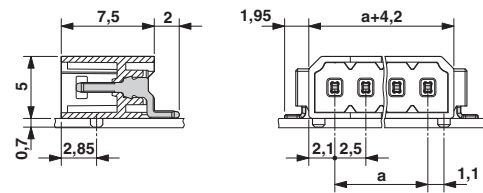
Derating curve for: PTSM 0,5/...-P-2,5 with PTSM 0,5/...-HH-2,5-SMD R..

Feed-through header - PTSM 0,5/ 3-HH-2,5-SMD R32 - 1778777

Diagram

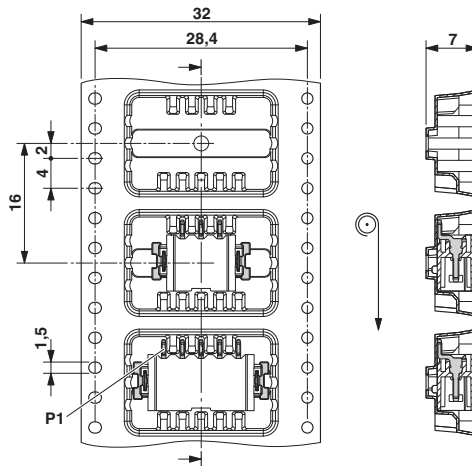


Dimensional drawing



Type: PTSM 0,5/...-HHI-2,5-SMD R... with PTSM 0,5/...-HH-2,5-SMD R...

Dimensional drawing



Approvals

Approvals

Approvals

UL Recognized / VDE Zeichengenehmigung / EAC / cULus Recognized

Ex Approvals


Approval details


UL Recognized		http://database.ul.com/cgi-bin/XYV/template/LISEXT/1FRAME/index.htm E118976-20130619
Nominal voltage UN	B	150 V


Feed-through header - PTSM 0,5/ 3-HH-2,5-SMD R32 - 1778777

Approvals

	B
Nominal current IN	5 A

VDE Zeichengenehmigung		http://www2.vde.com/de/Institut/Online-Service/VDE-gepruefteProdukte/Seiten/Online-Suche.aspx	40048497
Nominal voltage UN	160 V		
Nominal current IN	6 A		
mm ² /AWG/kcmil	0.14-.5		

EAC		B.01742
-----	---	---------

cULus Recognized		http://database.ul.com/cgi-bin/XYV/template/LISEXT/1FRAME/index.htm	E60425-20110108
	B		
Nominal voltage UN	150 V		
Nominal current IN	6 A		

Phoenix Contact 2019 © - all rights reserved
<http://www.phoenixcontact.com>

PHOENIX CONTACT GmbH & Co. KG
 Flachsmarktstr. 8
 32825 Blomberg
 Germany
 Tel. +49 5235 300
 Fax +49 5235 3 41200
<http://www.phoenixcontact.com>