

Front adapters - FLK 40-PA/EZ-DR/HF/KS/ 400/YUC - 2904750

Please be informed that the data shown in this PDF Document is generated from our Online Catalog. Please find the complete data in the user's documentation. Our General Terms of Use for Downloads are valid (<http://phoenixcontact.com/download>)




Cast front adapter with attached, halogen-free round cable and a 40-pos. socket strip injection-molded on both sides for the connection of Yokogawa controllers. Cable length: 4.0 m

Your advantages

- Molded connectors
- Can be screwed on
- KS/AKB-compatible connectors on the module side
- Lateral cable outlet of the I/O module

Key Commercial Data

Packing unit	1 pc
GTIN	 4 046356 883139
GTIN	4046356883139
Weight per Piece (excluding packing)	688.600 g
Custom tariff number	85444290
Country of origin	Germany

Technical data

Ambient conditions

Ambient temperature (operation)	-20 °C ... 70 °C
Ambient temperature (storage/transport)	-20 °C ... 70 °C

General

Max. permissible operating voltage	30 V DC
Max. permissible current	500 mA (per path at 70°C)

Connection data 1

Connection name	Control side
Connection method	Yokogawa, I/O cards compatible

Front adapters - FLK 40-PA/EZ-DR/HF/KS/ 400/YUC - 2904750

Technical data

Connection data 1

Torque	0.5 Nm (Screw connection)
Number of connections	1
Number of positions	40

Connection data 2

Connection name	Field level
Connection method	Yokogawa, KS compatible
Torque	0.5 Nm (Screw connection)
Number of connections	1
Number of positions	40

Cable

Conductor construction: Number of litz wires:	7
Single wire, material	Cu tin-plated
Single wire, cross section	0.14 mm ²
External diameter	9.8 mm
Shielding	Tinned copper-braided shield, approx. 85% covering
Length of cable	4 m
External sheath, color	gray RAL 7035
Shielding	yes
Halogen-free cable	Yes
Cable insulation resistance	≥ 20 MΩ/km
Cable resistance	≤ 145 Ω/km

Supported controller

Controller	YOKOGAWA CS3000 CentumVP
- suitable I/O card	AAI543
	AAI141
	AAI143
	AAI835
	AAI841
	AAI135
	AAR181
	AAT141
	AAV141
	AAV142
	AAB841
	AAV542
Controller	YOKOGAWA STARDOM
- suitable I/O card	NFAI543
	NFAI141
	NFAI143

Front adapters - FLK 40-PA/EZ-DR/HF/KS/ 400/YUC - 2904750

Technical data

Supported controller

	NFAI835
	NFAI841
	NFAI135
	NFAV141
	NFAV142
	NFAB841
	NFAV542

Standards and Regulations

Flame resistance	IEC 60332-3-22
	IEC 60332-1-2
	VDE 0842, Part 332-1-2
Resistance to oil	against occasional splashes
Gasoline resistance	against occasional splashes
Designation	Halogen-free sheath
Standards/regulations	IEC 60754-1
Designation	No development of corrosive fumes
Standards/regulations	IEC 60267-2

Environmental Product Compliance

REACH SVHC	Lead 7439-92-1
China RoHS	Environmentally Friendly Use Period = 50
	For details about hazardous substances go to tab "Downloads", Category "Manufacturer's declaration"

Drawings

Front adapters - FLK 40-PA/EZ-DR/HF/KS/ 400/YUC - 2904750

Connection diagram

40-pos. connector the I/O card	40-pos. connector to the module	Wire color
1	40	black
2	39	brown
3	38	red
4	37	orange
5	36	yellow
6	35	green
7	34	blue
8	33	violet
9	32	gray
10	31	white
11	30	white-black
12	29	white-brown
13	28	white-red
14	27	white-orange
15	26	white-yellow
16	25	white-green
17	24	white-blue
18	23	white-violet
19	22	white-gray
20	21	brown-black
21	20	brown-red
22	19	brown-orange
23	18	brown-yellow
24	17	brown-green
25	16	brown-blue
26	15	brown-violet
27	14	brown-gray
28	13	brown-white
29	12	green-black
30	11	green-brown
31	10	green-red
32	9	green-orange
33	8	green-blue
34	7	green-violet
35	6	green-gray
36	5	green-white
37	4	yellow-black
38	3	yellow-brown
39	2	yellow-red
40	1	yellow-orange

Classifications

eCl@ss

eCl@ss 5.0	27249290
eCl@ss 5.1	27061800
eCl@ss 6.0	27249200
eCl@ss 7.0	27249290
eCl@ss 8.0	27249290
eCl@ss 9.0	27242292

ETIM

ETIM 4.0	EC002584
ETIM 5.0	EC002584
ETIM 6.0	EC002584

UNSPSC

UNSPSC 6.01	26121620
UNSPSC 7.0901	26121620

Front adapters - FLK 40-PA/EZ-DR/HF/KS/ 400/YUC - 2904750

Classifications

UNSPSC

UNSPSC 11	26121620
UNSPSC 12.01	26121620
UNSPSC 13.2	32151601

Approvals


Approvals


Approvals


UL Listed / cUL Listed / EAC / cULus Listed


Ex Approvals

Approval details

UL Listed		http://database.ul.com/cgi-bin/XYV/template/LISEXT/1FRAME/index.htm	FILE E 238705
Nominal voltage UN	125 V		
Nominal current IN	0.5 A		

cUL Listed		http://database.ul.com/cgi-bin/XYV/template/LISEXT/1FRAME/index.htm	FILE E 238705
Nominal voltage UN	125 V		
Nominal current IN	0.5 A		

EAC		RU C- DE.A*30.B00767
-----	---	-------------------------

cULus Listed	
--------------	---

Accessories

Accessories

Marker carrier cable

Front adapters - FLK 40-PA/EZ-DR/HF/KS/ 400/YUC - 2904750

Accessories

Cable marker carrier - KME - 0807083



Cable marker carrier, white, unlabeled, mounting type: Assembly with cable binders, cable diameter: > 5 mm, lettering field size: 20 mm x 8 mm

Spare parts

Screw set - VF-SCREW-YOKOGAWA/M3X18/DCS - 2902873



Replacement screw M3x18 for Yokogawa system cable, front adapter control side.

Screw set - VF-SCREW-YOKOGAWA/M4X25/KS - 2902874



Replacement screw M4x25 for Yokogawa system cable, module side.